

DB-14

INSTALLATION INSTRUCTIONS/Installationsanleitung

Instructions d'installation/ Istruzioni di installazione/Instrucciones de instalacion
Instructies voor installatie/ Installations-vejledning/Installations-anvisningar

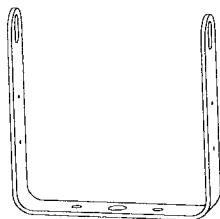
EQUIPMENT SUPPLIED/Lieferumfang

Materiel fourni/Attrezzatura fornita

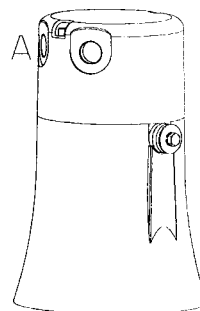
Equipo suministrado/Geleverde apparatuur

Medfølgende udstyr/Levererad utrustning

1 x



1 x



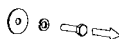
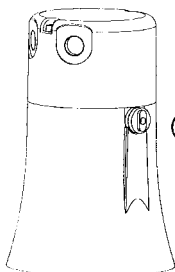
A. 2 x M20

BRACKET ASSEMBLY/Halterung/Ensemble du support

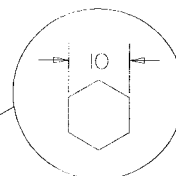
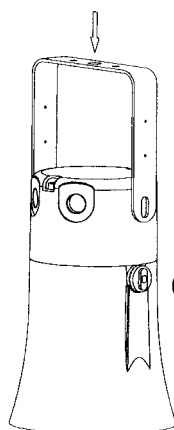
Gruppo staffa/Ensamblaje de soporte/Beugel

Konsolmontage/Fästets hopsättning


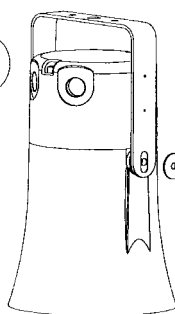
1



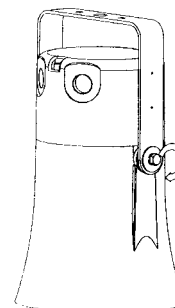
2



3



4

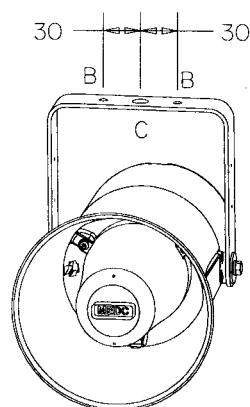


MOUNTING HOLES/Befestigungslöcher

Trous de fixation/Fori di montaggio

Agujeros de montaje/Montagegaten

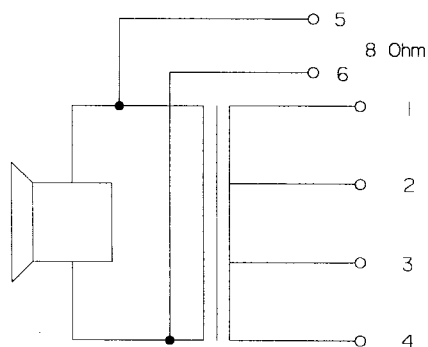
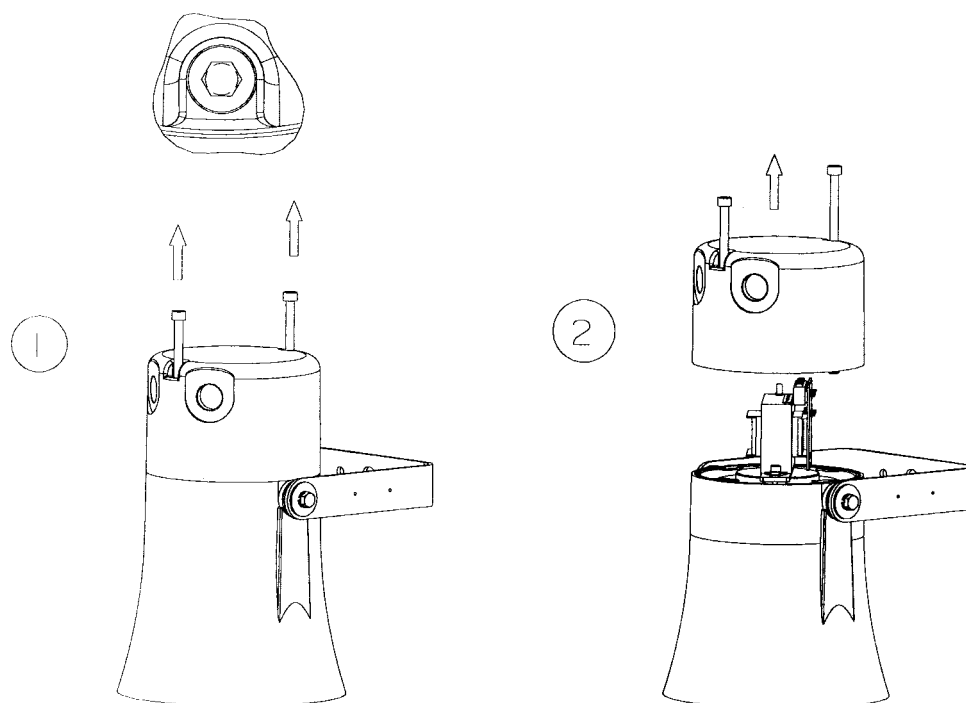
Huller til ophæng/Fästhål



B. 2 x Ø7mm

C. 1 x Ø13mm

LINE CONNECTION/Leitungsverbindung
Branchement/Conessione alla linea
Conexion de linea/Leidingaansluiting
Stikledning/Linjeanslutning



1:2	15.0W
2:3	7.5W
3:4	5.0W
1:3	4.0W
2:4	2.0W
1:4	0.8W
5:6	8Ω

Note: Tappings 5 & 6 only provided when specifically ordered.