



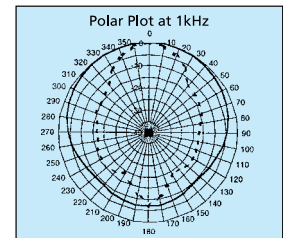
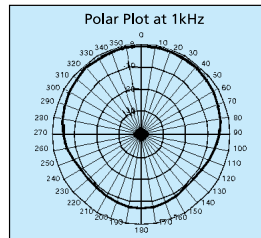
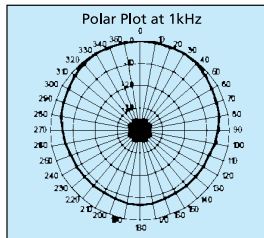
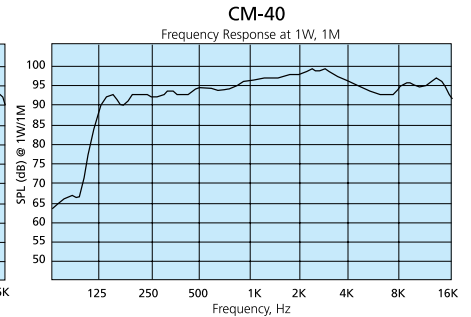
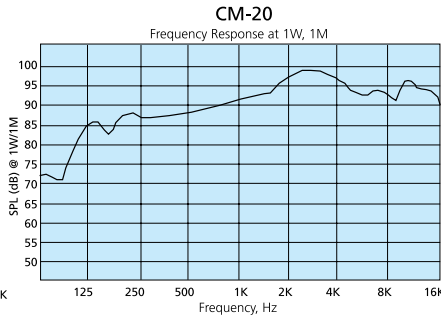
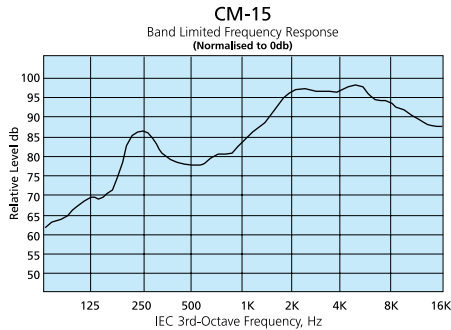
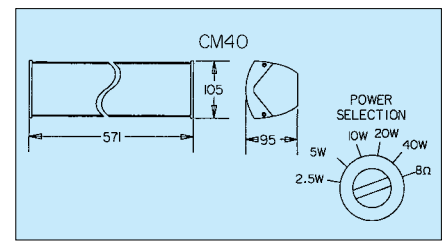
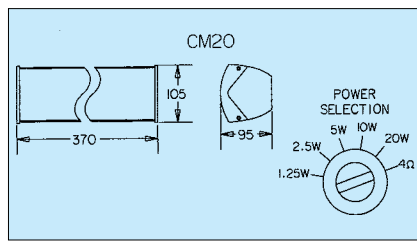
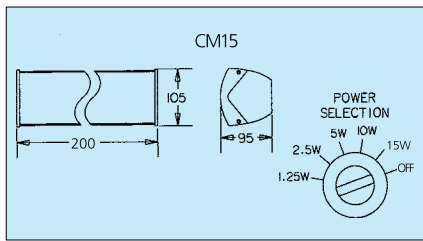
The slimline CM range of column speakers has been designed for installation with the kind of appeal normally associated with foreground music. These robust yet attractive loudspeakers are designed to give high quality sound reproduction. Complete with an easily fitted rugged stainless steel swivel bracket arrangement these weatherproof speakers can be used in airports, the rail industry, churches, small theatres and other places of entertainment.

With an ingress protection rating of IP65 and BS5839, part 8 compliant as standard, these units represent an affordable and elegant high quality solution for music and speech reproduction.

- ★ Up to 109 dB(A) at 40 Watts at 1 metre.
- ★ 15, 20 and 40 Watt units.
- ★ BS5839, part 8 compliant as standard.
- ★ IP65.
- ★ Aluminium.
- ★ Switchable between 100V line transformer and 8 ohms.

NEXT[™]
2
TWO

Loudspeakers

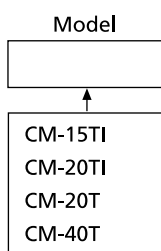


Specifications

	CM-15	CM-20	CM-40
Rated Power, Watts:	15	20	40
Maximum power, RMS, Watts:	15	20	40
Material:	Aluminium	Aluminium	Aluminium
Colour/finish:	White RAL 9010	White RAL 9010	White RAL 9010
Sound pressure level, power Watts/1m, dB:	101	106	109
at 1 Watt at 1 m, dB:	89	91	93
Ingress Protection:	65	65	65
Nett weight, Kg:	1.7	2.7	3.8
Max/min ambient temperature:	-20°C to +50°C	-20°C to +50°C	-20°C to +50°C
Effective frequency range, Hz:	150-18,000	100-20,000	100-20,000
Dispersion at 1,000hz, degrees° conical:	180 horizontal / 70 vertical	180 horizontal / 70 vertical	200 horizontal / 90 vertical
Input:	100V line	100V line / 4 ohm*	100V line / 8 ohm
Terminal:	Ceramic terminal block	Ceramic terminal block	Ceramic terminal block
Mounting:	Metal tilt & turn Bracket	Metal tilt & turn Bracket	Metal tilt & turn Bracket
Transformer power tapings, Watts:	1.25, 2.5, 5, 10, 15	1.25, 2.5, 5, 10, 20	2.5, 5, 10, 20, 40
Input impedance standard model, Ω:	4k, 2k, 1k, 0.5k, 0.25k	8k, 4k, 2k, 1k, 0.5k	4k, 2k, 1k, 0.5k, 0.25k
Impedance, Ω:	8	4	8

Ordering Requirements

Select the appropriate model.



* The TI (industrial) versions are 100V line operation only and include 1xM25 entry fitted with conduit adaptor.

The T versions include 2 x M20 entries fitted with cable glands.



Loudspeakers

MEDC Ltd

Colliery Road, Pinxton, Nottingham, NG16 6JF, U.K.

Tel: +44 (0)1773 864100

Fax: +44 (0)1773 582800

Sales Enq. Fax: +44 (0)1773 582830

Sales Orders Fax: +44 (0)1773 582832

E-mail: sales@medc.com

Website: www.medc.com

All the above specifications, dimensions, weights and tolerances are nominal (typical) and MEDC reserve the right to vary all data without prior notice. No liability is accepted for any consequence of use.