


# Stainless Steel Version



RLF-INOX 25036/36 N

RLF-INOX 250418 N

## Technical data Emergency Light Fitting

### RLF-INOX 250... N


Marking to 94/9/EC	Ⓔ II 2 G Ex de mb IIC T4 / Ⓔ II 2 D Ex tD A21 IP65 T60 °C
EC-Type Examination Certificate	FTZU 08 ATEX 0188 X
Permissible ambient temperature	-5 °C to +40 °C
Rated voltage	230 - 240 V AC
Frequency	50 - 60 Hz
Circuit	EVG with emergency lighting supply
Connecting terminals	L, L1, L2, L3, N, PE max. 6 x 4.0 mm <sup>2</sup> , through-wiring double-ended
Insulation class	I
Lamp cap	G 13 accd. to IEC 60081
Battery	3.6 V/4 Ah (18 W) / 6 V/4 Ah (36 W)
Rated emergency lighting operation	1.5 h / 3 h
Charging duration	> 24 h
Degree of protection accd. EN 60529	IP 65
Cable glands/enclosure drilling	Ex-e cable glands M25 x 1.5 (plastic) for cables from Ø 8 - 17 mm, Option: M20 x 1.5 metal thread
Enclosure material	Polished stainless steel 304 (1.4301)
Protective cover/protective bowl	Single-safety glass pane, 5 mm thick

	RLF-INOX 25018/18 N	RFL-INOX 250418 N
Rated current	0.20 A	0.36 A
Lamp/illuminant	2 x T26 / 18 W (T8)	4 x T26 / 18 W (T8)
Rated luminous flux <sup>1)</sup>	2700 lm	5400 lm
Luminous flux in emergency operation (1.5 h, one lamp <sup>1)</sup> )	270 lm (20 %)	270 lm (20 %)
Luminous flux in emergency operation (3 h, one lamp <sup>1)</sup> )	216 lm (16 %)	216 lm (16 %)
Light efficiency in operation	70 %	69 %
Dimensions (L x W x H)	701 x 302 x 130 mm	701 x 362 x 130 mm
Weight	8.9 kg	11.5 kg

	RLF-INOX 25036/36 N	RFL-INOX 250436 N
Rated current	0.36 A	0.68 A
Lamp/illuminant	2 x T26 / 36 W (T8)	4 x T26 / 36 W (T8)
Rated luminous flux <sup>1)</sup>	6700 lm	13400 lm
Luminous flux in emergency operation (1.5 h, one lamp <sup>1)</sup> )	603 lm (18 %)	603 lm (18 %)
Luminous flux in emergency operation (3 h, one lamp <sup>1)</sup> )	436 lm (13 %)	436 lm (13 %)
Light efficiency in operation	70 %	69 %
Dimensions (L x W x H)	1312 x 302 x 130 mm	1312 x 362 x 130 mm
Weight	14.9 kg	18.5 kg

<sup>1)</sup> depends on used lamps

# Ex-Recessed Ceiling Light Fitting RLF 250..



RLF-INOX 250036/36

Wall-/ceiling mounting swivel

Wall bracket set

## Ordering details RLF-INOX 250... N

Type	Cable gland <sup>1)</sup>	Thread <sup>1)</sup>	Order No.
Type RLF-INOX 250...			
RLF-INOX 25018/18 N 2/6-2 K – 1.5 h	M25 x 1.5	–	1 2283 218 203
RLF-INOX 25036/36 N 2/6-2 K – 1.5 h	M25 x 1.5	–	1 2283 236 203
RLF-INOX 25018/18 N 2/6-2 M – 1.5 h	–	M20 x 1.5	1 2283 218 204
RLF-INOX 25036/36 N 2/6-2 M – 1.5 h	–	M20 x 1.5	1 2283 236 204
RLF-INOX 250418 N 2/6-2 K – 1.5 h	M25 x 1.5	–	1 2283 418 203
RLF-INOX 250436 N 2/6-2 K – 1.5 h	M25 x 1.5	–	1 2283 436 203
RLF-INOX 250418 N 2/6-2 M – 1.5 h	–	M20 x 1.5	1 2283 418 204
RLF-INOX 250436 N 2/6-2 M – 1.5 h	–	M20 x 1.5	1 2283 436 204
RLF-INOX 25018/18 N 2/6-2 K – 3 h	M25 x 1.5	–	1 2283 218 303
RLF-INOX 25036/36 N 2/6-2 K – 3 h	M25 x 1.5	–	1 2283 236 303
RLF-INOX 25018/18 N 2/6-2 M – 3 h	–	M20 x 1.5	1 2283 218 304
RLF-INOX 25036/36 N 2/6-2 M – 3 h	–	M20 x 1.5	1 2283 236 304
RLF-INOX 250418 N 2/6-2 K – 3 h	M25 x 1.5	–	1 2283 418 303
RLF-INOX 250436 N 2/6-2 K – 3 h	M25 x 1.5	–	1 2283 436 303
RLF-INOX 250418 N 2/6-2 M – 3 h	–	M20 x 1.5	1 2283 418 304
RLF-INOX 250436 N 2/6-2 M – 3 h	–	M20 x 1.5	1 2283 436 304

<sup>1)</sup> With dustcover if entry/thread is not closed

Scope of delivery without lamps and fixing material.

**Note: mounting frames are not part of the delivery. Please see accessories.**

## Accessories


### RLF-INOX 250...

Type	Application	Order No.
Wall bracket set INOX, 2 pcs.		3 2283 000 014
Mounting frame INOX for ceiling mounting:	for luminaires 2 x 18 W	3 2283 000 008
	for luminaires 4 x 18 W	3 2283 000 009
	for luminaires 2 x/3 x 36 W	3 2283 000 010
	for luminaires 4 x 36 W	3 2283 000 011
Battery set 3.6 V/4 Ah		on request
Battery set 6 V/4 Ah		on request

### Lamp for luminaire RLF-INOX 250...

Type of lamp /socket/ Diameter	Power Light colour	Luminous flux	Order No.
Bi-pin socket G13 / T26/Ø 26 mm (T8)/ G13-60081-IEC-2220-1	18 W	1200 lm white	3 2475 900 081
		1350 lm white	3 2475 900 001
Bi-pin socket G13 / T26/Ø 26 mm (T8) G13-60081-IEC-2420-1	36 W	2850 lm white	3 2475 900 082
		3350 lm white	3 2475 900 002
Bi-pin socket G13 / T26/Ø 26 mm (T8) G13-60081-IEC-2520-1	58 W	4600 lm white	3 2475 900 083
		5200 lm white	3 2475 900 003
Aura-Ultimate	18 W	1300 lm white	3 2475 900 087
T26/Ø 26 mm (T8) Longlife	36 W	3350 lm white	3 2475 900 088
G13-socket	58 W	5200 lm white	on request

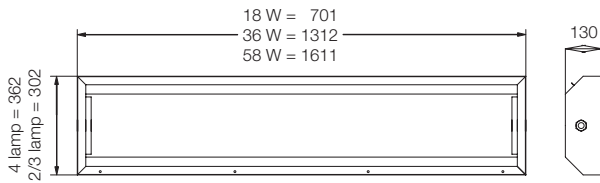
# Stainless Steel Version



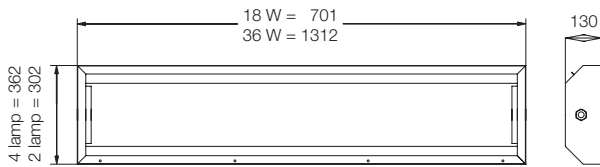
RLF-INOX 25036/36 N

RLF-INOX 250418 N

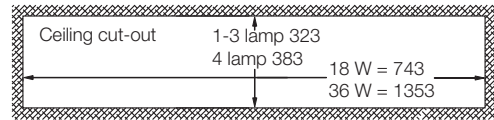
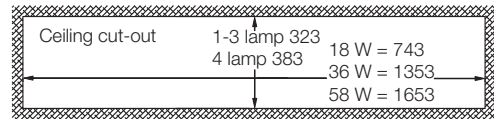
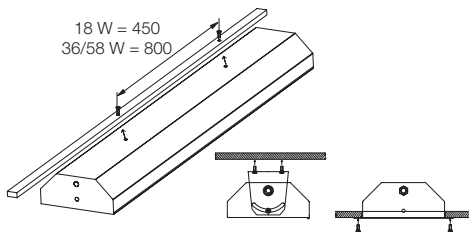
## Dimension drawing | Polar curve



RLF-INOX 250...



RLF-INOX 250...N



## Polar curve RLF-INOX 250... /RLF-INOX 250 .. N

