



## Ex-cable glands



### Technical data

Ex-d cable glands metal design Reducing rings   Screw plug   Adapter ISO-NPT	
Marking to 94/9/EC	⊕ II 2 G Ex e II / Ex d IIC / ⊕ II 2 D Ex tD
EC-Type Examination Certificate	LCIE 98 ATEX 0001 X
Permissible ambient temperature	-40 °C to +100 °C
Degree of protection accd. EN 60529	IP66 / IP68 - 10 bar
Enclosure material	Brass, nickel-plated




Reducing rings

Ordering details

Thread 1 (male)	Thread 2 (female)	A mm	L mm	E mm	Ø D mm	Order No.
<b>Adapter ISO - NPT</b>						
M20 x 1.5	1/2 " NPT	24	18	15	15.5	<b>CAP 744 704</b>
M20 x 1.5	3/4 " NPT	30	18.5	15	15.5	<b>CAP 744 964</b>
M25 x 1.5	3/4 " NPT	30	18.5	15	20.3	<b>CAP 744 974</b>
M25 x 1.5	1 " NPT	38	22.5	15	20.3	<b>CAP 745 234</b>
M32 x 1.5	1 " NPT	38	22.5	15	27.3	<b>CAP 745 244</b>
M32 x 1.5	1 " 1/4 NPT	48	22.5	15	27.3	<b>CAP 745 504</b>
M40 x 1.5	1 " 1/4 NPT	48	22.5	15	35.3	<b>CAP 745 514</b>
M40 x 1.5	1 " 1/2 NPT	52	22.5	15	35.3	<b>CAP 745 774</b>
M50 x 1.5	2 " NPT	64	22.5	16	45.2	<b>CAP 746 044</b>
M63 x 1.5	2 " NPT	67	22.5	17	53.6	<b>CAP 746 054</b>
M63 x 1.5	2 " 1/2 NPT	77	31	17	57.8	<b>CAP 746 314</b>

<b>Adapter NPT - ISO</b>						
1/2 " NPT	M20 x 1.5	23	18.5	16	15.0	<b>CAP 740 454</b>
1/2 " NPT	M25 x 1.5	28	19.0	16	15.0	<b>CAP 740 714</b>
3/4 " NPT	M25 x 1.5	28	19.0	16	20.1	<b>CAP 740 724</b>
3/4 " NPT	M32 x 1.5	36	19.0	16	20.1	<b>CAP 740 984</b>
1 " NPT	M32 x 1.5	36	19.0	20	26.0	<b>CAP 740 994</b>
1 " NPT	M40 x 1.5	44	19.0	20	26.0	<b>CAP 741 254</b>
1 " 1/4 NPT	M40 x 1.5	44	19.0	20	34.8	<b>CAP 741 264</b>
1 " 1/4 NPT	M50 x 1.5	54	20.0	20	34.8	<b>CAP 741 524</b>
1 " 1/2 NPT	M50 x 1.5	54	20.0	20	40.8	<b>CAP 741 534</b>
1 " 1/2 NPT	M63 x 1.5	67	21.0	20	40.8	<b>CAP 741 794</b>
2 " NPT	M63 x 1.5	67	21.0	20	52.4	<b>CAP 741 804</b>

Dimension drawing



Dimensions in mm