

Technical data

Model ExTerm

Marking to 94/9/EC	Ⓔ II G Ex de IIC
EC-Type Examination Certificate	PTB 04 ATEX 1007 U
Application temperature ¹⁾	-55 °C up to +55 °C
Rated voltage	400 V
Rated current	6.3 A
Rated cross section	max. 2.5 mm ²
Dimensions (L x W x H)	93 x 17.5 x 80 mm
Weight	115 g
Contact material	gold-plated silver alloy nickel plated brass

Model ExTerm - R | ExTerm - 2R Resistor

Resistor values	1 Ω ... 22 MΩ 0.5 W
-----------------	---------------------

Model ExTerm - T-Terminator for foundation Fieldbus or Profibus PA

Fieldbus	Foundation Fieldbus (Profibus PA) IEC 1158-2 (Profibus MBP)
----------	--

Model ExTerm - K Relays

Rated switching capability (ohmic load)	6 A, 250 V AC
Max. switched load	1500 VA
Max. switched voltage	400 V AC 300 V DC
Max. switched current	6 A (AC)
Contact resistance at 6 V - 1 A	100 mΩ
Coil turn on power (at 25 °C, 50 % humidity)	170 mW
Isolation resistance	min. 1000 mΩ at 500 V DC
Isolation voltage	1000 Vms between contacts
Isolation voltage	4000 Vms between contacts and coil
Response time	ca. 5 ms, max. 8 ms
Off delay	ca. 2.5 ms, max. 4 ms
Life expectancy mechachical	5 x 10 ⁶
Life expectancy electrical	Normally open contact: 5 x 10 ⁴ Normally closed contact: 3 x 10 ⁴
Contact material	Silver alloy


Model ExTerm - F Fuse

Fuse rating	see table
-------------	-----------

Model ExTerm - D Diode

Diode rating	1 A, 250 V
--------------	------------

¹⁾ depends on installation conditions



Base unit

Module


Ordering details

Function	Order No.		
Model ExTerm – T Terminator for foundation fieldbus or profibus PA for Zone 1 or Zone 2 mounting			
ExTerm – T Bus Terminator	GHG 101 0005 R0000		
Accessories: 4 pole base unit	GHG 101 0004 R0001		
Model ExTerm – K relay-component			
1 closed-circuit contact	GHG 101 0041 R0000		
1 bottom contact	GHG 101 0042 R0000		
Accessories: 4 pole base unit	GHG 101 0004 R0001		
Model ExTerm – F 1 fuse (slow)			
1 x 0.032 A 2-pole	2 x 0.032 A 4-pole	1 x 0.032 A / 1 x wire 4-pole	GHG 101 001_ R0032
1 x 0.050 A 2-pole	2 x 0.050 A 4-pole	1 x 0.050 A / 1 x wire 4-pole	GHG 101 001_ R0050
1 x 0.063 A 2-pole	2 x 0.063 A 4-pole	1 x 0.063 A / 1 x wire 4-pole	GHG 101 001_ R0063
1 x 0.080 A 2-pole	2 x 0.080 A 4-pole	1 x 0.080 A / 1 x wire 4-pole	GHG 101 001_ R0080
1 x 0.100 A 2-pole	2 x 0.100 A 4-pole	1 x 0.100 A / 1 x wire 4-pole	GHG 101 001_ R0100
1 x 0.125 A 2-pole	2 x 0.125 A 4-pole	1 x 0.125 A / 1 x wire 4-pole	GHG 101 001_ R0125
1 x 0.160 A 2-pole	2 x 0.160 A 4-pole	1 x 0.160 A / 1 x wire 4-pole	GHG 101 001_ R0160
1 x 0.200 A 2-pole	2 x 0.200 A 4-pole	1 x 0.200 A / 1 x wire 4-pole	GHG 101 001_ R0200
1 x 0.250 A 2-pole	2 x 0.250 A 4-pole	1 x 0.250 A / 1 x wire 4-pole	GHG 101 001_ R0250
1 x 0.315 A 2-pole	2 x 0.315 A 4-pole	1 x 0.315 A / 1 x wire 4-pole	GHG 101 001_ R0315
1 x 0.400 A 2-pole	2 x 0.400 A 4-pole	1 x 0.400 A / 1 x wire 4-pole	GHG 101 001_ R0400
1 x 0.500 A 2-pole	2 x 0.500 A 4-pole	1 x 0.500 A / 1 x wire 4-pole	GHG 101 001_ R0500
1 x 0.630 A 2-pole	2 x 0.630 A 4-pole	1 x 0.630 A / 1 x wire 4-pole	GHG 101 001_ R0630
1 x 0.800 A 2-pole	2 x 0.800 A 4-pole	1 x 0.800 A / 1 x wire 4-pole	GHG 101 001_ R0800
1 x 1.000 A 2-pole	2 x 1.000 A 4-pole	1 x 1.000 A / 1 x wire 4-pole	GHG 101 001_ R1000
1 x 1.250 A 2-pole	2 x 1.250 A 4-pole	1 x 1.250 A / 1 x wire 4-pole	GHG 101 001_ R1250
1 x 1.600 A 2-pole	2 x 1.600 A 4-pole	1 x 1.600 A / 1 x wire 4-pole	GHG 101 001_ R1600
1 x 2.000 A 2-pole	2 x 2.000 A 4-pole	1 x 2.000 A / 1 x wire 4-pole	GHG 101 001_ R2000
1 x 2.500 A 2-pole	2 x 2.500 A 4-pole	1 x 2.500 A / 1 x wire 4-pole	GHG 101 001_ R2500
1 x 3.150 A 2-pole	2 x 3.150 A 4-pole	1 x 3.150 A / 1 x wire 4-pole	GHG 101 001_ R3150
1 x 4.000 A 2-pole		1 x 4.000 A / 1 x wire 4-pole	GHG 101 001_ R4000¹⁾
1 x 5.000 A 2-pole		1 x 5.000 A / 1 x wire 4-pole	GHG 101 001_ R5000¹⁾
1 x 6.300 A 2-pole		1 x 6.300 A / 1 x wire 4-pole	GHG 101 001_ R6300¹⁾
<p>1 = 1 x Fuse 2 = 2 x Fuse 3 = 1 x Fuse, 1 x Wire</p>			
Accessories			
2-pole base unit	1 fuse		GHG 101 0002 R0001
4-pole base unit	2 fuse, 1 fuse, 1 wire		GHG 101 0004 R0001
Model ExTerm – D			
1 Diode			GHG 101 0021 R0000
Accessories: 2 pole base unit			GHG 101 0002 R0001
2 Diodes			GHG 101 0222 R0000
Accessories: 4 pole base unit			GHG 101 0004 R0001

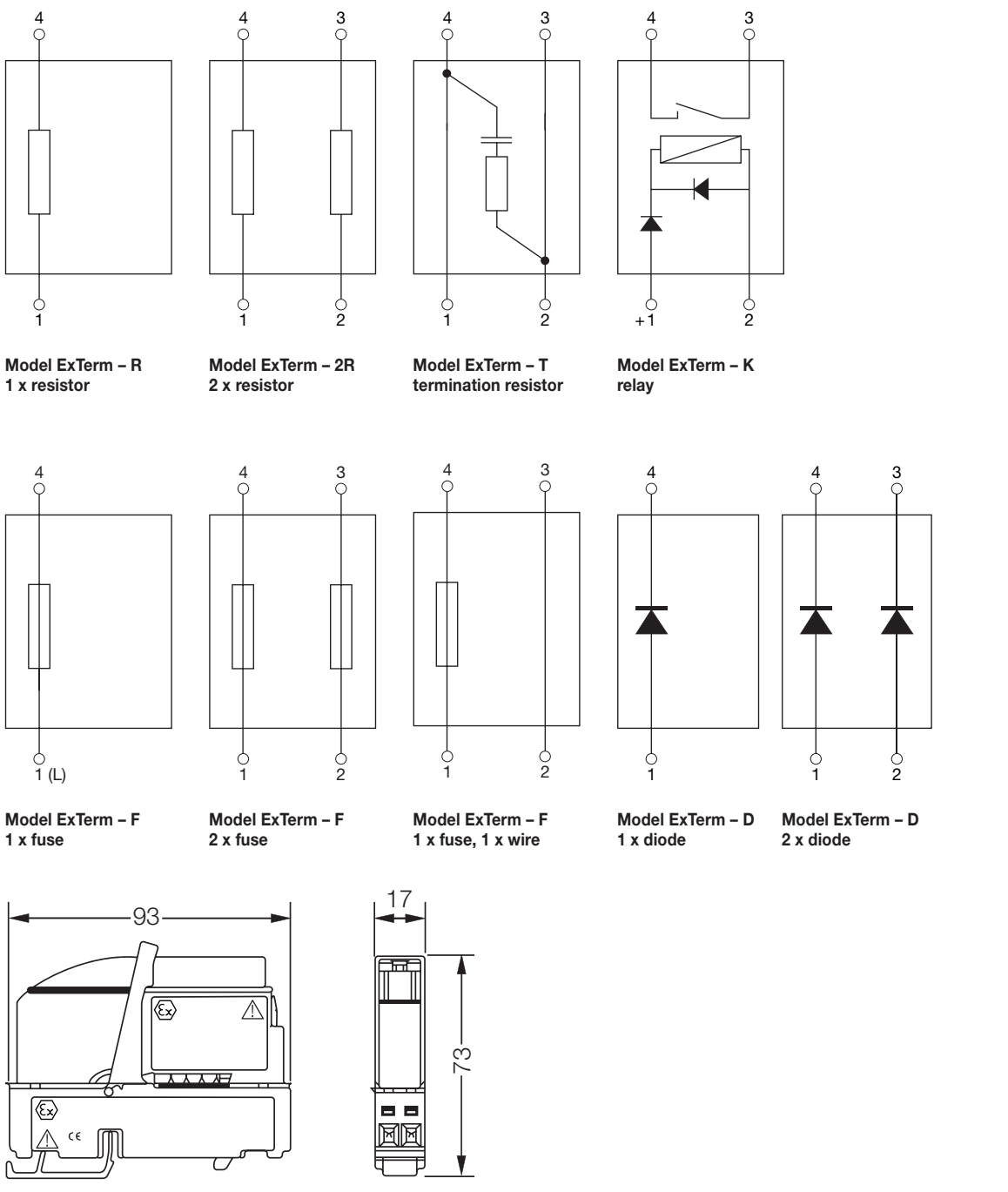
Note: Modules will be supplied without base unit.

Please order separately.

¹⁾ not for 4.0 A, 5.0 A, 6.3 A



Internal wiring / Dimension drawing



Cooper Crouse-Hinds © 2009 - all rights reserved

Dimensions in mm

1
2
3
4
5
6
7
8
9
10
11
12