


Ex-protected connectors eXLink



Y-Junction box

7. Diameter of connection cable¹⁾

- 1 = 4.0 – 7,5 mm
- 2 = 7,5 – 11 mm

GHG 57X X6XX RXX0X


1. Pole No.	2. Type	4. Coding	5. Material ¹⁾	6. Locking device
5 = 4-pole 6 = 4-pole + PE	1 = Y-Junction box inlet with cable entry 2 = Y-Junction box receptacle with cable entry	01 = 1 h 02 = 2 h 04 = 4 h 05 = 5 h 06 = 6 h 08 = 8 h 10 = 10 h 12 = 12 h	0 = eXLink in plastic version 1 = eXLink in stainless steel version 3 = eXLink in nickel-plated brass version	0 = without 9 = with

¹⁾ Enclosure material made of plastic (PA)

Ordering details Y-Junction-box

Voltage	No. of poles	Coding	Connection	Diameter of connection cable	
				4.0 – 7.5 mm Order No.	7.5 – 11 mm Order No.
Y-Junction-box with eXLink inlet made of plastic version					
Ethernet/Bus	4-pol + PA	1 h	Cage clamp 1.5 mm ²	GHG 576 1601 R0001	GHG 576 1601 R0002
110 V AC	2-pol + PE	4 h	Cage clamp 1.5 mm ²	GHG 575 1604 R0001	GHG 575 1604 R0002
110 V AC	2-pol + PE	4 h	Cage clamp 2.5 mm ²	GHG 575 1604 R0001	GHG 575 1604 R0002
24 V DC	4-pol + PA	5 h	Cage clamp 1.5 mm ²	GHG 576 1605 R0001	GHG 576 1605 R0002
24 V DC	4-pol + PA	5 h	Cage clamp 2.5 mm ²	GHG 576 1605 R0001	GHG 576 1605 R0002
230 V AC	2-pol + PE	6 h	Cage clamp 1.5 mm ²	GHG 575 1606 R0001	GHG 575 1606 R0002
230 V AC	2-pol + PE	6 h	Cage clamp 2.5 mm ²	GHG 575 1606 R0001	GHG 575 1606 R0002
24 V DC	4-pol	8 h	Cage clamp 1.5 mm ²	GHG 575 1608 R0001	GHG 575 1608 R0002
24 V DC	4-pol	8 h	Cage clamp 2.5 mm ²	GHG 575 1608 R0001	GHG 575 1608 R0002
230 V AC	4-pol + PE	10 h	Cage clamp 1.5 mm ²	GHG 576 1610 R0001	GHG 576 1610 R0002
230 V AC	4-pol + PE	10 h	Cage clamp 2.5 mm ²	GHG 576 1610 R0001	GHG 576 1610 R0002
24 V AC	2-pol + PE	12 h	Cage clamp 1.5 mm ²	GHG 575 1612 R0001	GHG 575 1612 R0002
24 V AC	2-pol + PE	12 h	Cage clamp 2.5 mm ²	GHG 575 1612 R0001	GHG 575 1612 R0002
Y-Junction-box with eXLink inlet made of stainless steel version					
Ethernet/Bus	4-pol + PA	1 h	Cage clamp 1.5 mm ²	GHG 576 1601 R1001	GHG 576 1601 R1002
110 V AC	2-pol + PE	4 h	Cage clamp 1.5 mm ²	GHG 575 1604 R1001	GHG 575 1604 R1002
110 V AC	2-pol + PE	4 h	Cage clamp 2.5 mm ²	GHG 575 1604 R1001	GHG 575 1604 R1002
24 V DC	4-pol + PA	5 h	Cage clamp 1.5 mm ²	GHG 576 1605 R1001	GHG 576 1605 R1002
24 V DC	4-pol + PA	5 h	Cage clamp 2.5 mm ²	GHG 576 1605 R1001	GHG 576 1605 R1002
230 V AC	2-pol + PE	6 h	Cage clamp 1.5 mm ²	GHG 575 1606 R1001	GHG 575 1606 R1002
Y-Junction-box receptacle made of plastic version					
Ethernet/Bus	4-pol + PA	1 h	Cage clamp 1.5 mm ²	GHG 576 2601 R0001	GHG 576 2601 R0002
110 V AC	2-pol + PE	4 h	Cage clamp 1.5 mm ²	GHG 575 2604 R0001	GHG 575 2604 R0002
110 V AC	2-pol + PE	4 h	Cage clamp 2.5 mm ²	GHG 575 2604 R0001	GHG 575 2604 R0002
24 V DC	4-pol + PA	5 h	Cage clamp 1.5 mm ²	GHG 576 2605 R0001	GHG 576 2605 R0002
24 V DC	4-pol + PA	5 h	Cage clamp 2.5 mm ²	GHG 576 2605 R0001	GHG 576 2605 R0002
230 V AC	2-pol + PE	6 h	Cage clamp 1.5 mm ²	GHG 575 2606 R0001	GHG 575 2606 R0002

Ex-protected connectors eXLink



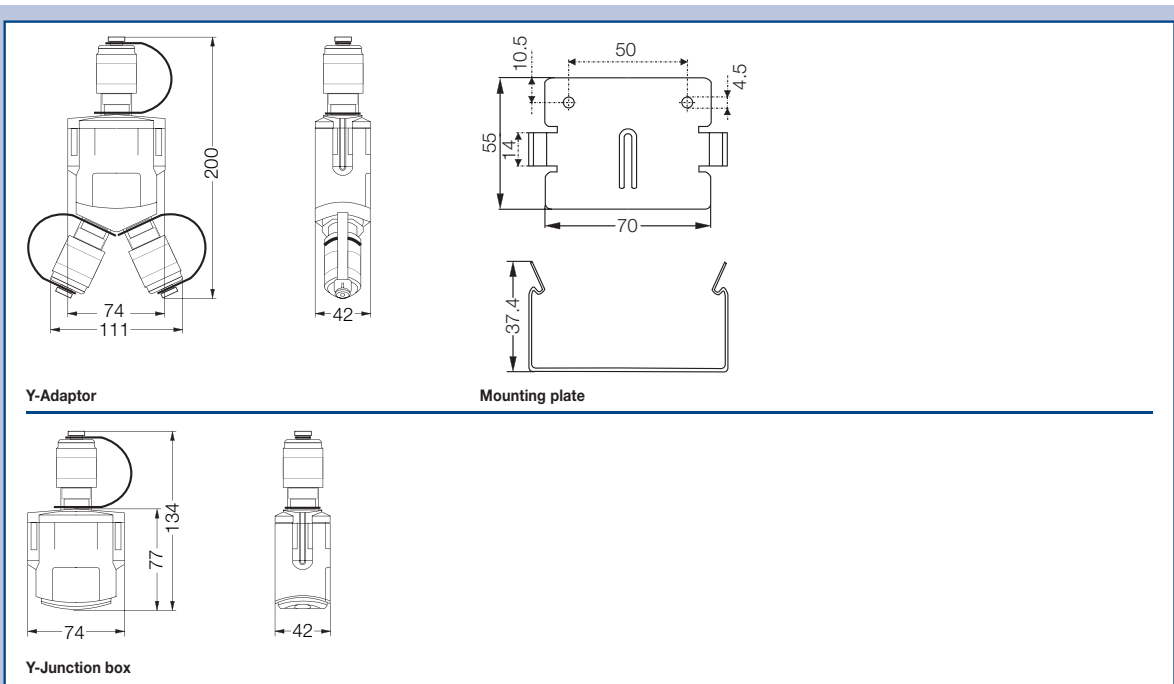
Y-Junction box

Mounting plate

Accessories

Type	OU	Version			Order No.
		3+PE	4 pol.	4+PE	
Plastic protection cap connector/receptacle	1	X	X	X	GHG 570 1903 R0001
Plastic protection cap plug/inlet	1	X	X	X	GHG 570 1903 R0002
Brass protection cap connector/receptacle	1	X	X	X	GHG 570 1903 R0003
Brass protection cap plug/inlet	1	X	X	X	GHG 570 1903 R0004
Strain relief and seal 4 - 7.5 mm	1	X	X	X	GHG 570 1907 R0001
Strain relief and seal 7.5 - 11 mm	1	X	X	X	GHG 570 1907 R0002
Mounting plate	1	X	X	X	GHG 570 1914 R0001

Dimension drawings



Y-Adaptor

Mounting plate

Y-Junction box