



Motor starter

Technical data

Ex EJB Light-alloy motor starter


Marking to 94/9/EC	Ⓔ II 2 G Ex d IIB T6
EC Type Examination Certificate	LOM 03 ATEX 2004 X
Permissible ambient temperature	-20 °C to +40 °C
Rated voltage	690 V
Rated current	63 A
Insulation class	I
Terminal cross-section	up to max. 240 mm ²
Degree of protection acc. to EN 60529	IP65
Dimensions (L x W x H)	see dimension drawing
Weight	see ordering details
Enclosure material	EJB in aluminium Front panels cast iron
Enclosure colour	epoxy-resin finish, grey

Ordering details

Motor capacity	Main switch	Cable gland	Weight	Version	Order No.
Type: Direct circuit					
4.0 kW	25 A	2 x M 25 Ex-d	4.0 kg	1	EXKO 732 101 M
4.0 kW	25 A	2 x M 25 Ex-d	12.0 kg	2	EXKO 732 102 M
5.5 kW	40 A	2 x M 25 Ex-d	12.0 kg	2	EXKO 732 103 M
8.0 kW	40 A	2 x M 25 Ex-d	16.8 kg	3	EXKO 732 104 M
12.5 kW	63 A	2 x M 32 Ex-d	17.2 kg	3	EXKO 732 105 M
15.0 kW	63 A	2 x M 32 Ex-d	18.8 kg	3	EXKO 732 106 M

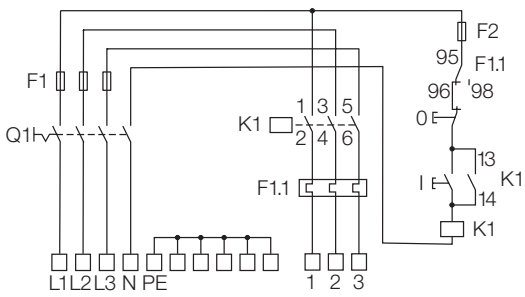
Type: Star-delta starter					
12.5 kW	40 A	2 x M 25 Ex-d	17.2 kg	2	EXKO 732 113 M
18.5 kW	40 A	2 x M 32 Ex-d	19.7 kg	2	EXKO 732 114 M
25.0 kW	40 A	2 x M 32 Ex-d	25.3 kg	3	EXKO 732 115 M

Type: Reversing circuit					
4.0 kW	25 A	2 x M 25 Ex-d	4.0 kg	1	EXKO 732 107 M
4.0 kW	25 A	2 x M 25 Ex-d	12.0 kg	2	EXKO 732 108 M
5.5 kW	40 A	2 x M 25 Ex-d	12.0 kg	2	EXKO 732 109 M
8.0 kW	40 A	2 x M 25 Ex-d	16.8 kg	3	EXKO 732 110 M
12.5 kW	63 A	2 x M 32 Ex-d	17.2 kg	3	EXKO 732 111 M
15.0 kW	63 A	2 x M 32 Ex-d	18.8 kg	3	EXKO 732 112 M

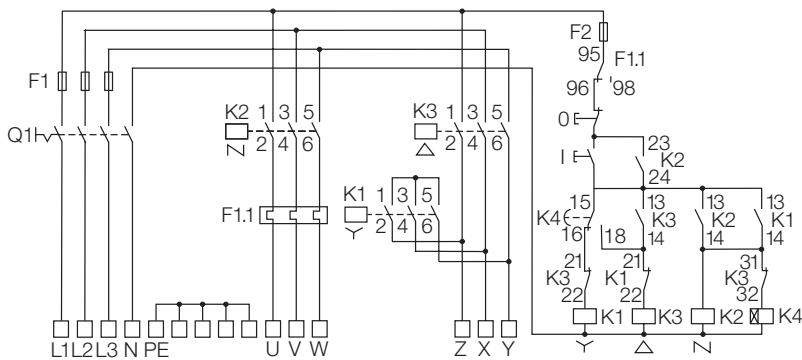


Motor starter

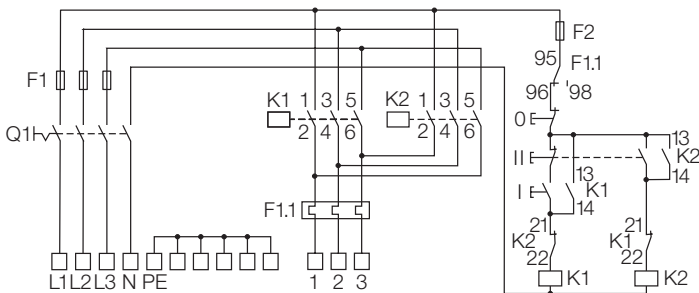
Wiring diagram | Dimension drawing



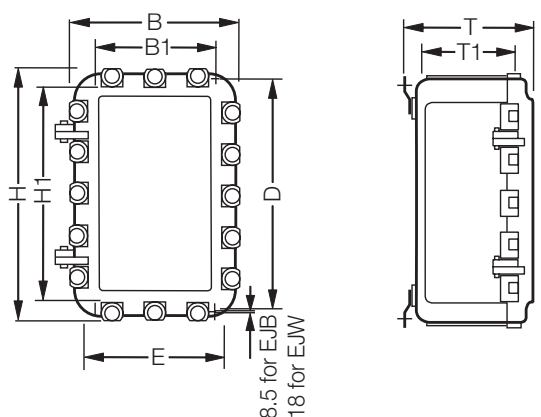
Direct on-line starter



Star-delta starter



Reversing circuit



Version	Fixing dimensions mm		Enclosure Internal size mm			Internal space mm		
	D	E	H	B	T	H1	B1	T1
1	242	166	215	131	102	178	89	57
2	436	178	412	150	143	358	103	85
3	354	240	336	217	212	276	163	152

Dimensions in mm

1
2
3
4
5
6
7
8
9
10
11
12