


Ex-Control and distributions systems




Technical data

Ex EJB Enclosures light alloy/sheet steel

Marking to 94/9/EC	Ⓔ II 2 G Ex de IIB
EC Type Examination Certificate	LOM 02 ATEX 3060 U
Application temperature ¹⁾	-20 °C to +40 °C
Rated voltage	690 V
Rated current	1200 A
Insulation class	I
Degree of protection acc. to EN 60529	IP65
Weight	see ordering details
Enclosure material	EJB in aluminium EJB 241 M1 and M2 cast iron EJW welded steel Front panels cast iron
Enclosure colour	epoxy-resin finish, grey

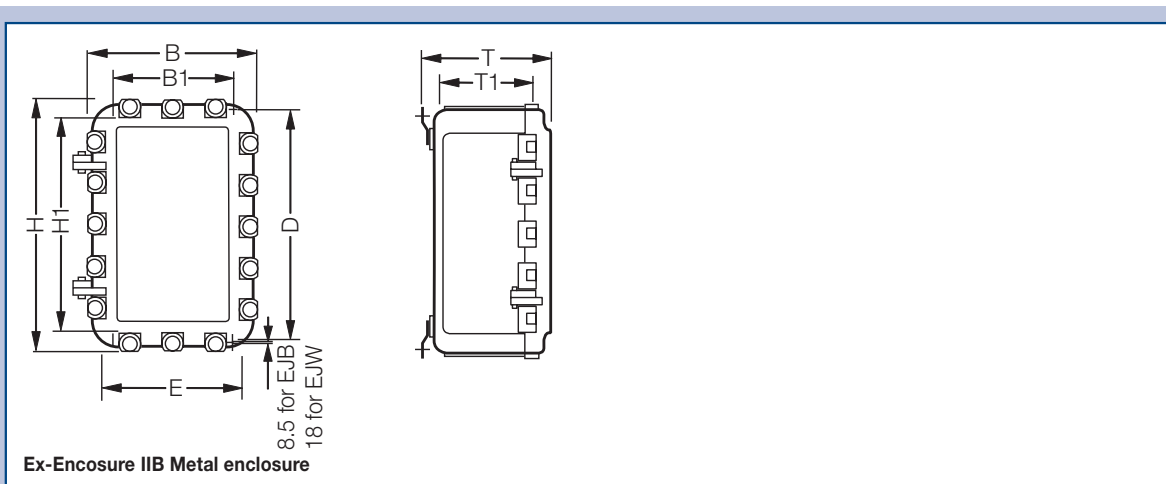
¹⁾ Depend on installation



Ordering details

Version	Power dissipation in W			Rated current in A	Weight kg	Fixing dimensions mm		Enclosure size mm			Intern. space mm			Order No.
	T6	T5	T4			D	E	H	B	T	H1	B1	T1	
EJB 12 R	30	60	100	40	3.0	242	166	215	131	102	178	89	57	NOR 000 001 170 438
EJB 12 A	30	60	100	40	3.6	242	166	215	131	162	178	89	110	NOR 000 001 170 446
EJB 14 R	80	140	240	65	8.3	436	178	412	150	143	358	103	85	NOR 000 001 170 462
EJB 23 R	60	140	240	100	11.0	354	240	336	217	212	276	163	152	NOR 000 001 170 488
EJB 110	125	170	295	160	22.0	310	310	373	373	230	305	305	162	NOR 000 001 170 496
EJB 120	150	270	480	300	28.5	414	310	474	373	230	405	305	162	NOR 000 001 170 503
EJB 120 M3	150	270	480	300	28.5	414	310	474	373	230	405	305	162	NOR 000 111 170 601
EJB 120 M4	150	270	480	300	28.5	414	310	474	373	230	405	305	162	NOR 000 111 170 606
EJB 121	150	280	500	350	32.0	414	310	474	373	295	405	305	235	NOR 000 001 170 511
EJB 130	200	340	590	450	35.3	520	310	577	373	230	518	305	162	NOR 000 001 170 529
EJB 131	200	350	610	500	39.0	520	310	577	373	295	518	305	235	NOR 000 001 170 537
EJB 240	250	400	700	800	52.3	624	414	680	474	230	619	405	162	NOR 000 001 170 545
EJB 241	250	400	700	850	56.8	624	414	680	474	295	619	405	235	NOR 000 001 170 553
EJB 241 M1	250	400	700	850	54.0	624	414	680	474	295	619	405	235	NOR 000 111 170 469
EJB 241 M2	250	400	700	850	51.0	624	414	680	474	295	619	405	235	NOR 000 111 170 451
EJW 250	250	340	560	1200	145.0	852	387	890	425	280	810	345	199	NOR 000 001 190 139
EJW 251	380	520	850	1200	167.0	852	387	890	425	440	810	345	320	NOR 000 001 190 197
EJW 350	380	520	850	1200	168.0	852	502	890	540	322	810	460	250	NOR 000 001 190 171
EJW 351	450	600	1000	1200	175.0	852	502	890	540	446	810	460	375	NOR 000 001 190 062
EJW 561	600	730	1000	1200	380.0	1242	687	1280	765	386	1200	685	325	NOR 000 001 190 064

Dimension drawing



Dimensions in mm

1
2
3
4
5
6
7
8
9
10
11
12