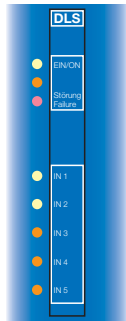
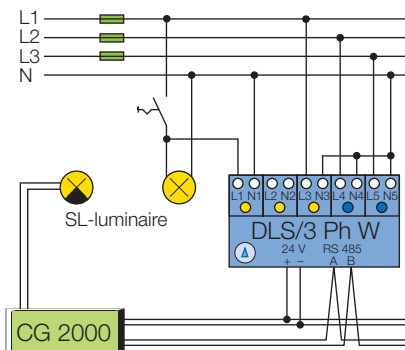


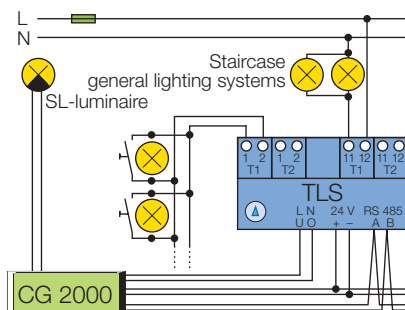
Group Battery System CG 2000 Technical Data



Ext. DLS maintained light switch/
phase monitor module



External TLS module



DLS-maintained light switch monitor, internal

On the front plate the multi-purpose option spaces feature a slide-in pocket for fitting the inscription labels supplied according to the optional subassemblies to allow a universal design.

Plug-in card for installation in CG 2000 control module.
5 DLS inputs with LED status indication.
Connection terminal (1 x 2.5 mm²) on backplane of control module.
Monitoring levels in accordance with EN 60598-2-22: 60-85% U_{Rated}
Address of subassembly: 1 to 3 (depending on option space)

Ordering details

Type	Scope of supply	Order No.
Internal DLS	Plug-in card for installation in free option space (1-3) with 5 separate inputs	4 0071 346 670

External DLS maintained light switch/phase monitor module

The DLS module can be used as a 3-phase monitor and for DLS maintained light switching. Automatic function control, also for open bus line and transmission faults.

Enclosure for mounting on DIN rail.
Dimensions (w x h x d/mm); 75 x 76 x 70
5 DLS or 2 DLS + 3 phase monitor inputs (2.5 mm²) with LED status indication.
Monitoring levels in accordance with EN 60598-2-22: 60-85% U_{Rated}
Connection of RS 485 bus and 24 V module supply.
Rotary switch for addressing (1 to 10).

Ordering details

Type	Scope of supply	Order No.
External DLS	Module for mounting on DIN rail with 5 separate inputs	4 0071 346 719

External TLS-Bus-module

The TLS module is used for staircase light switching and the glow lamp supply during emergency operation. Control of the general lighting during mains operation. Automatic function control, also for open bus line and transmission faults. Enclosure for mounting on DIN rail.

Dimensions (w x h x d/mm): 105 x 60 x 85
2 switch inputs (2.5 mm²) incl. supply of glow lamps (50 mA) and control of 2 switch outputs, 230 V, 10 A (120 A/ms).
Connection of RS 485 bus, 24 V module supply and line from outgoing circuit for producing the glow lamp voltage.
Glow lamp flashing function before end of adjusted operating time (30 s before end).

Ordering details

Type	Scope of supply	Order No.
External TLS	Module for mounting on DIN rail	4 0071 346 965