

LED-Self-Contained Luminaire Aluminium-Enclosure 71811 1-3/D LED CGLine



71811 1-3/D LED CGLine
with cover PU







Technical data

71811 1-3/D LED CGLine

Viewing distance	32 m
Luminous flux Φ_E/Φ_N at the end of rated operating time	1 h – 50 % 3 h – 20 %
Material Enclosure	Aluminium, anodized
Type of mounting	Wall mounting
Dimensions (mm) (L x H x D)	349 x 188 x 80
Weight	71811 1-3/D 1.95 kg
Battery	rechargeable, maintenance free, gas tight
Duration of emergency lighting 1 h or 3 h*	NiMH-Accu 4.8 V / 1.1 Ah
Connection terminals	for 2.5 mm ²
Rated voltage	230 V 50 Hz
Power consumption	12.8 VA
Lamp	4 x 1 W LED
Insulation class	I
Degree of protection	IP 41
Permissible temperature range	
Maintained mode	-5 °C to +30 °C
Non-maintained mode	0 °C to +35 °C

* Duration of emergency lighting selctable via battery selector switch.

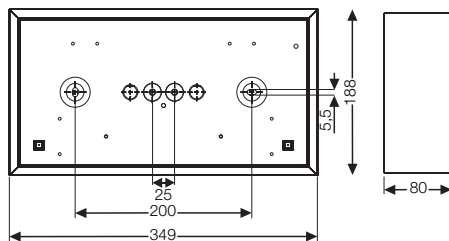
Ordering details

Type	Scope of supply	Order No.
71811 1-3/D CGLine	Luminaire enclosure without cover	4 0071 352 802
Cover PL DIN 4844	Cover with silk screened legend 	4 0071 351 600
Cover PR DIN 4844	Cover with silk screened legend 	4 0071 351 601
Cover PU DIN 4844	Cover with silk screened legend 	4 0071 351 602
Cover PL	Cover with silk screened legend 	4 0071 351 608
Cover PR	Cover with silk screened legend 	4 0071 351 609
Cover PU	Cover with silk screened legend 	4 0071 351 610

Accessories

Type	Order No.
Wire guard	4 0071 348 370

Dimensions (mm)



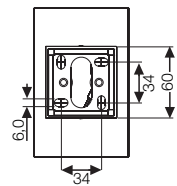
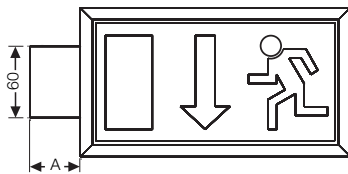
71811 1-3/D LED CGLine

LED-Self-Contained Luminaire Aluminium-Enclosure 71821 1-3/D LED CGLine

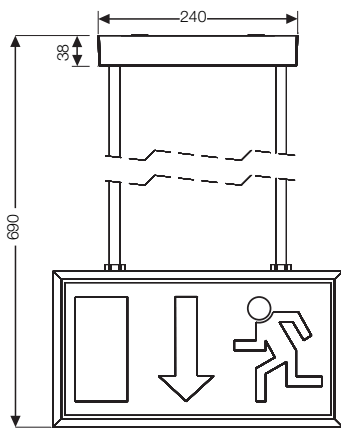


71821 1-3/D LED CGLine WM
with cover PU

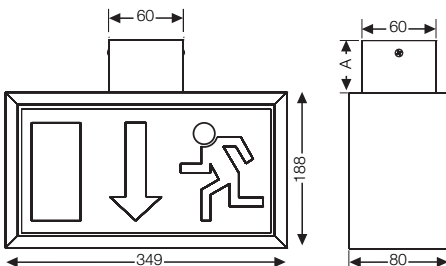
Dimensions (mm)



71821 1-3/D LED CGLine WM



71821 1-3/D LED CGLine PM



71821 1-3/D LED CGLine DM

A = 42 mm, 100 mm and 500 mm







Technical data

71821 1-3/D LED CGLine

Viewing distance	32 m
Luminous flux Φ_E/Φ_N at the end of rated operating time	1 h – 50 % 3 h – 20 %
Material Enclosure	Aluminium, anodized
Type of mounting	Ceiling, pendulum, chain or wall bracket mounting
Dimensions (mm) (L x H x D)	349 x 188 x 80
Weight	71821 1-3/D LED 1.8 kg
Battery	rechargeable, maintenance free, gas tight
Duration of emergency lighting 1 h or 3 h*	NiMh-Accu 7.2 V / 1.1 Ah
Connection terminals	for 2.5 mm ²
Rated voltage	230 V 50 Hz
Power consumption	22.6 VA
Lamp	8 x 1 W LED
Insulation class	I
Degree of protection	IP 40
Permissible temperature range	Maintained mode -5 °C to +30 °C Non-maintained mode 0 °C to +35 °C

* Duration of emergency lighting selctable via battery selector switch.

Ordering details

Type	Scope of supply	Order No.
71821 1-3/D LED CGLine WM	Luminaire enclosure without legend	4 0071 352 803
71821 1-3/D LED CGLine DM	Luminaire enclosure without legend	4 0071 352 804
71821 1-3/D LED CGLine PM	Luminaire enclosure without legend	4 0071 352 805
Cover PL DIN 4844	Cover with silk screened legend 	4 0071 351 600
Cover PR DIN 4844	Cover with silk screened legend 	4 0071 351 601
Cover PU DIN 4844	Cover with silk screened legend 	4 0071 351 602
Cover PR	Cover with silk screened legend 	4 0071 351 608
Cover PL	Cover with silk screened legend 	4 0071 351 609
Cover PU	Cover with silk screened legend 	4 0071 351 610
Dummy cover	Cover without marking	4 0071 351 197

Accessories

Type	Scope of delivery	Order No.
Mounting kit for wall and ceiling mounting	for WM/DM	4 0071 351 011
Mounting kit for wall and ceiling mounting	for WM/DM	4 0071 351 497
Mounting kit for ceiling mounting	for DM	4 0071 351 498
Pendulum set 0.5 m	with canopy, silver, square form, for PM	4 0071 350 412
Pendulum set 1.0 m	with canopy, silver, square form, for PM	4 0071 350 414
Pendulum set 1.5 m	with canopy, silver, square form, for PM	4 0071 350 416
Chain fastening		4 0071 351 158

Each luminaire requires 2 covers.

Installation accessory is not included in the scope of delivery of the luminaire. Please order installation material separately depending on the type of mounting (see accessories).

DM = ceiling mounting, WM = wall mounting, PM = pendulum mounting