

Emergency Luminaire Aluminium Enclosure 71011, 71011 CG-S 71021, 71021 CG-S

Technical Data

71011, 71011 CG-S / 71021, 71021 CG-S

Viewing distance		32 m
Enclosure material		Aluminium
Weight incl. cover	71011, 71011 CG-S	1.65 kg
	71021, 71021 CG-S	1.30 kg
	71011 IP 54	1.95 kg
Enclosure colour		Aluminium, anodized
Type of mounting	71011, 71011 CG-S	Wall mounting
	71021, 71021 CG-S	Wall and ceiling mounting
Dimensions in mm (L x H x D)	71011, 71011 CG-S	349 x 188 x 80
	71021, 71021 CG-S	349 x 188 x 80
	71011, 71011 CG-S IP 54	350 x 188 x 80
Connection terminals		Loop terminals 3 x 2.5 mm ²
Voltage ranges		230 V 50/60 Hz, 220 V DC +25/-20 %
Current consumption		30 mA
Power consumption		16 VA
Permissible temperature range		-10°C to +40°C
Lamp		8 W/T16, 450 lm
Insulation class (with IP 54)		I (II)
Degree of protection (with IP 54)		IP 40 (at IP 54 type for electronics and luminaire)









71011 CG-S



71021 CG-S WM

Ordering details

Type	Scope of supply	Order No.
71011 CG-S	Luminaire with CEWA GUARD monitoring and 20-digit address switch, without cover	400 71 351 211
71011	Luminaire without cover	400 71 351 210
71011 CG-S IP 54	Luminaire with CEWA GUARD monitoring and 20-digit address switch, without cover	400 71 351 213
71011 IP 54	Luminaire without cover	400 71 351 212
Cover SL	Clear cover	400 71 351 187
71021* CG-S WM	Luminaire with CEWA GUARD monitoring for wall mounting, with 20-digit address switch, without cover	400 71 351 217
71021* WM	Luminaire for wall mounting without cover	400 71 351 214
71021* CG-S DM	Luminaire with CEWA GUARD monitoring for ceiling mounting, with 20-digit address switch, without cover	400 71 351 218
71021* DM	Luminaire for ceiling mounting without cover	400 71 351 215
71021* CG-S PM	Luminaire with CEWA GUARD monitoring for pendulum mounting, with 20-digit address switch, without cover	400 71 351 219
71021* PM	Luminaire for pendulum mounting without cover	400 71 351 216
Cover PL	cover with silk screened legend acc. DIN 4844 	400 71 351 600
Cover PR	cover with silk screened legend acc. DIN 4844 	400 71 351 601
Cover PU	cover with silk screened legend acc. DIN 4844 	400 71 351 602
Cover PL	cover with silk screened legend 	400 71 351 608
Cover PR	cover with silk screened legend 	400 71 351 609
Cover PU	cover with silk screened legend 	400 71 351 610
Dummy cover		400 71 351 197

* Each luminaire requires 2 covers.

Installation material is not included in the scope of delivery of the luminaire. Please order installation material separately depending on the type of mounting (see accessories).

DM = ceiling mounting, WM = wall mounting, PM = pendulum mounting

Accessories

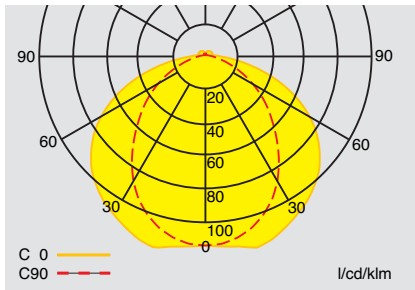
Type	Scope of supply	Order No.
Wire guard	71011 LED CG-S	400 71 348 370
Mounting kit for wall and ceiling mounting	for WM / DM rectangular 42 mm	400 71 351 011
Mounting kit for wall and ceiling mounting	for WM / DM rectangular 100 mm	400 71 351 497
Mounting kit for wall and ceiling mounting	for WM / DM rectangular 500 mm	400 71 351 498
Pendulum set 0.5 m	with canopy, silver, square form, for PM	400 71 344 599
Pendulum set 1.0 m	with canopy, silver, square form, for PM	400 71 350 775
Pendulum set 1.5 m	with canopy, silver, square form, for PM	400 71 350 776
Chain fastening	71021 LED CG-S	400 71 351 158

Emergency Luminaire Aluminium Enclosure 71011, 71011 CG-S 71021, 71021 CG-S

Lighting engineering (with 8 W/T16, 450 lm lamp)

Measuring level: 0,02 m, incl. 25% ageing factor

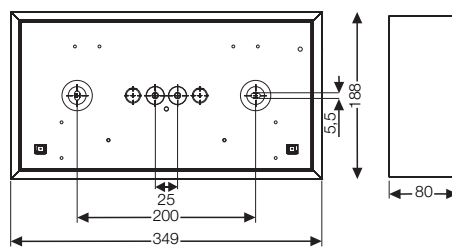
Engineering help 71011, 71011 CG-S, with clear cover for $E = 1,25 \text{ lx}$ (0,625 lx)



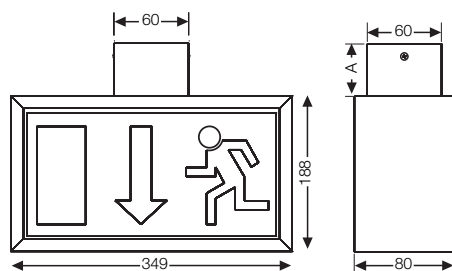
Polar curve 71011 CG-S

Mounting height (m)	Type of mounting	Mounting distances (m)			
		L1	L2	L3	L4
2.5	Ceiling mounting	2.5 (3.2)	6.4 (7.8)	3.2 (4.1)	8.0 (10.0)
3.0	Escape route centre	2.6 (3.4)	6.8 (8.4)	3.3 (4.3)	8.6 (10.8)
4.0		2.5 (3.6)	7.2 (9.4)	3.2 (4.6)	9.0 (12.0)
5.0		2.1 (3.6)	7.2 (9.8)	2.7 (4.6)	9.0 (12.6)
6.0		1.2 (3.4)	6.8 (10.2)	1.8 (4.3)	8.4 (12.8)
7.0		- (3.0)	5.8 (10.0)	- (3.8)	7.2 (12.8)
2.0	Wall mounting	1.9 (2.4)	4.8 (5.8)	1.9 (2.7)	5.4 (6.8)
2.5		1.7 (2.4)	4.8 (6.0)	- (2.4)	4.8 (6.6)
3.0		1.3 (2.2)	4.4 (6.0)	- (-)	2.0 (6.0)
3.0	Ceiling mounting	2.4 (3.4)	6.8 (8.4)	3.5 (3.5)	7.4 (9.2)
4.0	Area illumination	2.4 (3.5)	7.4 (9.6)	3.5 (3.4)	8.4 (10.2)
5.0		1.4 (3.4)	7.6 (10.2)	3.5 (3.5)	9.0 (11.4)
6.0		0.7 (3.4)	7.4 (10.6)	0.7 (3.5)	9.4 (12.2)
7.0		0.7 (2.4)	7.0 (10.6)	0.7 (3.5)	9.2 (13.0)

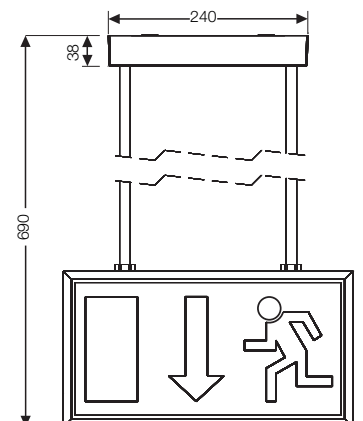
Dimensions (mm)




71011 / 71011 CG-S



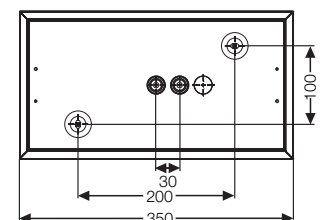
71021 DM / 71021 CG-S DM



71021 PM / 71021 CG-S PM



71021 WM / 71021 CG-S WM



71011 CG-S with IP54 enclosure

A = 42 mm, 100 mm and 500 mm