

# Emergency Luminaire

## Alu-Klick

### 70011, 70011 CG-S

### 70021, 70021 CG-S



70011 CG-S









70021 CG-S

## Technical data

### 70011, 70011 CG-S / 70021, 70021 CG-S

<b>Viewing distance</b>	<b>20 m</b>
Enclosure material	Aluminium
Weigh incl. cover	70011, 70011 CG-S 1.15 kg 70021, 70021 CG-S 1.10 kg
Enclosure colour	Alu, eloxed
Type of mounting	70011, 70011 CG-S Wall mounting 70021, 70021 CG-S Wall and ceiling mounting
Dimensions in mm (L x H x D)	70011, 70011 CG-S 226 x 125 x 80 70021, 70021 CG-S 226 x 125 x 80
Connection terminals	Loop terminals 3 x 2.5 mm <sup>2</sup>
Voltage ranges	230 V 50/60 Hz, 220 V DC +25/-20 %
Current consumption	20 mA
Power consumption	10 VA
Permissible temperature range	-10°C to +40°C
Lamp	4 W/T16, 140 lm
Insulation class	I
Degree of protection	IP 40

## Ordering details

Type	Scope of supply	Order No.
70011 CG-S	Luminaire with CEWA GUARD monitoring and 20-digit address switch, without cover	400 71 351 201
70011	Luminaire without cover	400 71 351 200
Cover SL	Clear cover	400 71 351 186
70021* CG-S WM	Luminaire with CEWA GUARD monitoring for wall mounting, with 20-digit address switch, without cover	400 71 351 205
70021* WM	Luminaire for wall mounting without cover	400 71 351 202
70021* CG-S DM	Luminaire with CEWA GUARD monitoring for ceiling mounting, with 20-digit address switch, without cover	400 71 351 206
70021* DM	Luminaire for ceiling mounting without cover	400 71 351 203
70021* CG-S PM	Luminaire with CEWA GUARD monitoring for pendulum mounting, with 20-digit address switch, without cover	400 71 351 207
70021* PM	Luminaire for pendulum mounting without cover	400 71 351 204
Cover PL	Cover with silk screened legend acc. DIN 4844 	400 71 351 500
Cover PR	Cover with silk screened legend acc. DIN 4844 	400 71 351 501
Cover PU	Cover with silk screened legend acc. DIN 4844 	400 71 351 502
Cover PL	Cover with silk screened legend 	400 71 351 508
Cover PR	Cover with silk screened legend 	400 71 351 509
Cover PU	Cover with silk screened legend 	400 71 351 510
Dummy cover		400 71 351 196

\* Each luminaire requires 2 covers.

Installation material is not included in the scope of delivery of the luminaire. Please order installation material separately depending on the type of mounting (see accessories).

DM = ceiling mounting, WM = wall mounting, PM = pendulum mounting

## Accessories

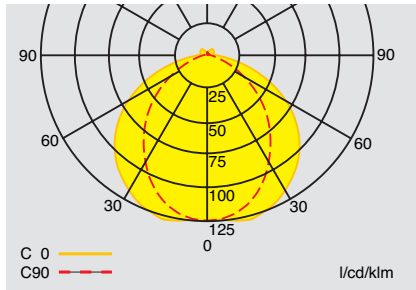
Type	Scope of supply	Order No.
Mounting kit for wall and ceiling mounting	for WM / DM	400 71 351 011
Single pendulum 0.5 m	for PM	400 71 351 157

# Emergency Luminaire Alu-Klick 70011, 70011 CG-S 70021, 70021 CG-S

## Lighting engineering (with 4 W/T16, 140 lm lamp)

Measuring level: 0,02 m, incl. 25% ageing factor

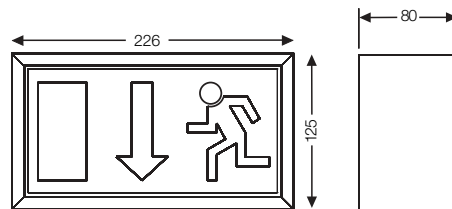
Engineering help 70011, 70011 CG-S, with clear cover for  $E = 1,25 \text{ lx}$  (0,625 lx)



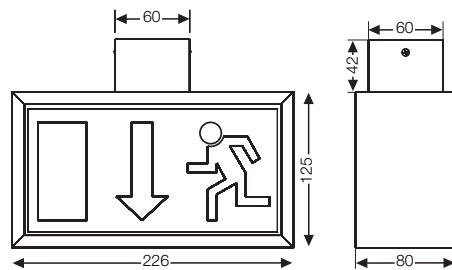
Polar curve 70011 CG-S

Mounting height (m)	Type of mounting	Mounting distances (m)			
		L1	L2	L3	L4
2.5	Ceiling mounting	1.3 (2.0)	4.0 (5.4)	1.7 (2.5)	5.0 (6.6)
3.0	Escape route centre	1.1 (2.0)	4.0 (5.6)	1.4 (2.4)	4.8 (6.8)
4.0		– (1.6)	3.2 (5.6)	– (2.0)	4.0 (6.8)
5.0		– (0.5)	2.0 (5.0)	– (0.7)	2.0 (6.2)
6.0		– (–)	2.0 (3.6)	– (–)	2.0 (4.6)
7.0		– (–)	2.0 (2.0)	– (–)	2.0 (2.0)
2.0	Wall mounting	0.6 (1.4)	2.8 (4.0)	– (–)	2.2 (4.0)
2.5		– (0.9)	2.0 (3.4)	– (–)	2.0 (2.0)
3.0		– (–)	2.0 (2.4)	– (–)	2.0 (2.0)
3.0	Ceiling mounting	0.7 (1.4)	4.2 (5.6)	0.7 (3.5)	4.8 (6.2)
4.0	Area illumination	0.7 (1.4)	3.8 (5.8)	0.7 (2.5)	4.8 (6.8)
5.0		0.7 (0.7)	3.0 (5.6)	0.7 (0.7)	3.4 (7.2)
6.0		0.7 (0.7)	2.0 (5.6)	0.7 (0.7)	2.2 (5.6)
7.0		0.7 (0.7)	– (4.6)	0.7 (0.7)	– (4.4)

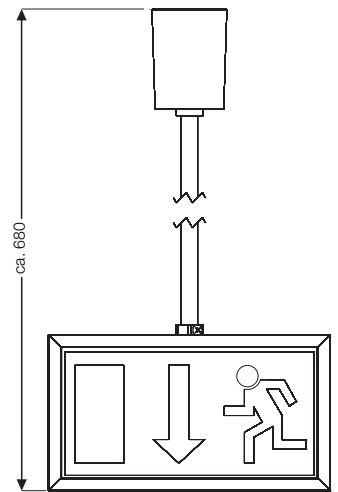
Dimensions (mm)




70011 / 70011 CG-S



70021 DM / 70021 CG-S DM



70021 PM / 70021 CG-S PM



70021 WM / 70021 CG-S WM