

Exit Luminaire Hotel 134 CG-S, 134











134 CG-S

Technical data

134 CG-S, 134

Viewing distance	12 m
Enclosure material	Aluminium/plastic
Weight incl. covers	0.70 kg
Enclosure colour	white
Type of mounting	Wall or ceiling mounting
Dimensions (mm) (L x H x D)	205 x 75 x 75
Connection terminals	Loop terminals 3 x 2.5 mm ²
Voltage ranges	230 V 50/60 Hz, 220 V DC +25/-20 %
Current consumption (220 V battery)	20 mA
Power consumption	10 VA
Permissible temperature range	-10°C to + 40°C
Lamp	4 W/T16
Insulation class	I
Degree of protection	IP 30

Ordering details

Type	Scope of supply	Order No.
134 CG-S	Luminaire with CEWA GUARD monitoring and 20 digit address switch, without covers	4 0071 341 874
134 CG-S	Luminaire with CEWA GUARD monitoring and address switch, with wall bracket, without covers	4 0071 345 657
134	luminaire without covers	4 0071 341 878
Cover PL	Cover with silk screened legend acc. DIN 4844 	4 0071 349 600
Cover PR	Cover with silk screened legend acc. DIN 4844 	4 0071 349 601
Cover PU	Cover with silk screened legend acc. DIN 4844 	4 0071 349 602
Cover PL	Cover with silk screened legend 	4 0071 345 559
Cover PR	Cover with silk screened legend 	4 0071 345 560
Cover PU	Cover with silk screened legend 	4 0071 345 558
Cover PU1	Cover with silk screened legend 	4 0071 345 561
Cover	Opaque cover 	4 0071 345 562
Dummy cover		4 0071 345 563



Each luminaire requires 3 covers.

Accessories

Type	Order No.
Wire guard	4 0071 344 822

Lighting engineering

Engineering help for 134 CG-S. 134 for E = 1.25 lx (0.625 lx)

Mounting height (m)	Type of mounting	Mounting distances (m)	
		 L1	 L2
2.0	Wall mounting	2.6 (3.3)	6.6 (7.8)
2.5		2.4 (3.3)	6.6 (8.4)
3.0		2.3 (3.2)	6.4 (8.6)