

Emergency Luminaire Aluminium-Enclosure 70011 LED CG-S 70021 LED CG-S



70011 LED CG-S









70021 LED CG-S DM
with mounting kit

Technical data

70011 LED CG-S / 70021 LED CG-S

Viewing distance		20 m
Enclosure material		Aluminium
Weight incl. cover	70011 LED CG-S	1.15 kg
	70021 LED CG-S	1.10 kg
Enclosure colour		Alu, eloxed
Type of mounting	70011 LED CG-S	Wall mounting
	70021 LED CG-S	Wall and ceiling mounting
Dimensions in mm (L x H x D)	70011 LED CG-S	226 x 125 x 80
	70021 LED CG-S	226 x 125 x 80 without mounting kit
Connection terminals		Loop terminals 3 x 2.5 mm ²
Voltage ranges		230 V 50/60 Hz, 220 V DC +25/-20 %
Current consumption	70011 LED CG-S	14 mA (100 %) / 10 mA (65 %)
	70021 LED CG-S	28 mA (100 %) / 20 mA (65 %)
Power consumption	70011 LED CG-S	5,0 VA (100 %) / 3,8 VA (65 %)
	70021 LED CG-S	10,1 VA (100 %) / 7,5 VA (65 %)
Permissible temperature range		-10°C to +40°C
Lamp	70011 LED CG-S	2 x 1 W LED
	70021 LED CG-S	4 x 1 W LED
Insulation class		I
Degree of protection		IP 40

Ordering details

Type	Scope of supply	Order No.
70011 LED CG-S	Luminaire with CEWA GUARD monitoring and 20-digit address switch, without cover	400 71 351 270
70021* LED CG-S WM	Luminaire with CEWA GUARD monitoring for wall mounting, with 20-digit address switch, without cover	400 71 351 271
70021* LED CG-S DM	Luminaire with CEWA GUARD monitoring for ceiling mounting, with 20-digit address switch, without cover	400 71 351 272
70021* LED CG-S PM	Luminaire with CEWA GUARD monitoring for pendulum mounting, with 20-digit address switch, without cover	400 71 351 273
Cover PL	Cover with silk screened legend acc. DIN 4844 	400 71 351 500
Cover PR	Cover with silk screened legend acc. DIN 4844 	400 71 351 501
Cover PU	Cover with silk screened legend acc. DIN 4844 	400 71 351 502
Cover PL	Cover with silk screened legend 	400 71 351 508
Cover PR	Cover with silk screened legend 	400 71 351 509
Cover PU	Cover with silk screened legend 	400 71 351 510
Dummy cover		400 71 351 196

* Each luminaire requires 2 covers.

Installation material is not included in the scope of delivery of the luminaire. Please order installation material separately depending on the type of mounting (see accessories).

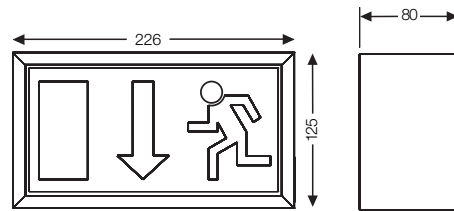
DM = ceiling mounting, WM = wall mounting, PM = pendulum mounting

Accessories

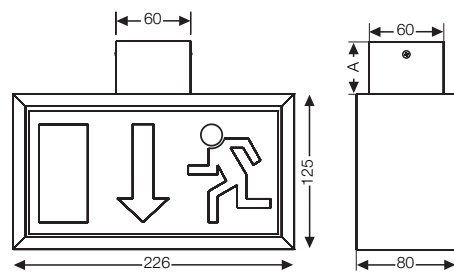
Type	Scope of supply	Order No.
Mounting kit for wall and ceiling mounting	for WM / DM rectangular 42 mm	400 71 351 011
Mounting kit for wall and ceiling mounting	for WM / DM rectangular 100 mm	400 71 351 497
Mounting kit for wall and ceiling mounting	for WM / DM rectangular 500 mm	400 71 351 498
Single pendulum 0.5 m	for PM	400 71 351 157

Emergency Luminaire Aluminium-Enclosure 70011 LED CG-S 70021 LED CG-S


Dimensions (mm)



70011 LED CG-S

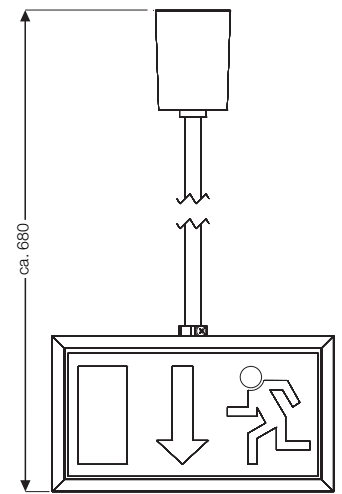


70021 LED CG-S DM



70021 LED CG-S WM

A = 42 mm, 100 mm and 500 mm



70021 LED CG-S PM

Emergency Luminaire Aluminium-Enclosure 71011 LED CG-S 71021 LED CG-S

Technical Data



71011 LED CG-S









71021 LED CG-S WM
with mounting kit

71011 LED CG-S / 71021 LED CG-S

Viewing distance		32 m
Enclosure material		Aluminium
Weight incl. cover	71011 LED CG-S	1.65 kg
	71021 LED CG-S	1.30 kg
Enclosure colour		Aluminium, anodized
Type of mounting	71011 LED CG-S	Wall mounting
	71021 LED CG-S	Wall and ceiling mounting
Dimensions in mm (L x H x D)	71011 LED CG-S	349 x 188 x 80
	71021 LED CG-S	349 x 188 x 80 without mounting kit
Connection terminals		Loop terminals 3 x 2.5 mm ²
Voltage ranges		230 V 50/60 Hz, 220 V DC +25/-20 %
Current consumption	71011 LED CG-S	28 mA (100 %) / 20 mA (65 %)
	71021 LED CG-S	56 mA (100 %) / 40 mA (65 %)
Power consumption	71011 LED CG-S	10,1 VA (100 %) / 7,5 VA (65 %)
	71021 LED CG-S	20,2 VA (100 %) / 15 VA (65 %)
Permissible temperature range		-10°C to + 40°C
Lamp	71011 LED CG-S	4 x 1 W LED
	71021 LED CG-S	8 x 1 W LED
Insulation class		I
Degree of protection		IP 40

Ordering details

Type	Scope of supply	Order No.
71011 LED CG-S	Luminaire with CEWA GUARD monitoring and 20-digit address switch, without cover	400 71 351 280
71021* LED CG-S WM	Luminaire with CEWA GUARD monitoring for wall mounting, with 20-digit address switch, without cover	400 71 351 281
71021* LED CG-S DM	Luminaire with CEWA GUARD monitoring for ceiling mounting, with 20-digit address switch, without cover	400 71 351 282
71021* LED CG-S PM	Luminaire with CEWA GUARD monitoring for pendulum mounting, with 20-digit address switch, without cover	400 71 351 283
Cover PL	cover with silk screened legend acc. DIN 4844 	400 71 351 600
Cover PR	cover with silk screened legend acc. DIN 4844 	400 71 351 601
Cover PU	cover with silk screened legend acc. DIN 4844 	400 71 351 602
Cover PL	cover with silk screened legend 	400 71 351 608
Cover PR	cover with silk screened legend 	400 71 351 609
Cover PU	cover with silk screened legend 	400 71 351 610
Dummy cover		400 71 351 197

* Each luminaire requires 2 covers.

Installation material is not included in the scope of delivery of the luminaire. Please order installation material separately depending on the type of mounting (see accessories).

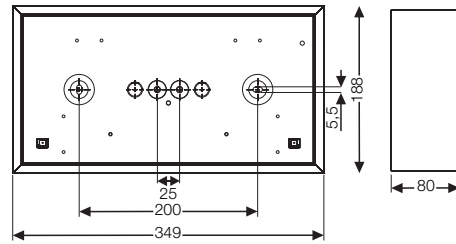
DM = ceiling mounting, WM = wall mounting, PM = pendulum mounting

Accessories

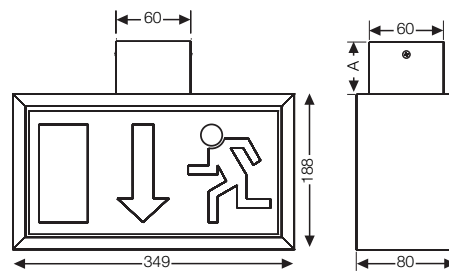
Type	Scope of supply	Order No.
Wire guard	71011 LED CG-S	400 71 348 370
Mounting kit for wall and ceiling mounting	for WM / DM rectangular 42 mm	400 71 351 011
Mounting kit for wall and ceiling mounting	for WM / DM rectangular 100 mm	400 71 351 497
Mounting kit for wall and ceiling mounting	for WM / DM rectangular 500 mm	400 71 351 498
Pendulum set 0.5 m	with canopy, silver, square form, for PM	400 71 344 599
Pendulum set 1.0 m	with canopy, silver, square form, for PM	400 71 350 775
Pendulum set 1.5 m	with canopy, silver, square form, for PM	400 71 350 776
Chain fastening	71021 LED CG-S	400 71 351 158

Emergency Luminaire Aluminium-Enclosure 71011 LED CG-S 71021 LED CG-S

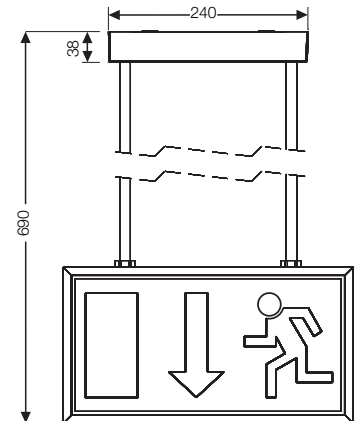
Dimensions (mm)




71011 LED CG-S



71021 LED CG-S DM



71021 LED CG-S PM



71021 LED CG-S WM

A = 42 mm, 100 mm and 500 mm