

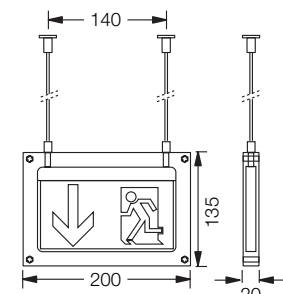
Exit Edge Luminaire SpiritLED 16



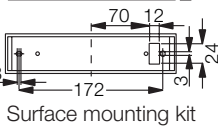
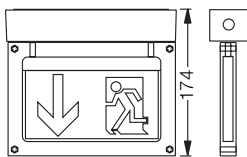
SpiritLED 16 wire suspension
with panel PU/PU acc. DIN 4844



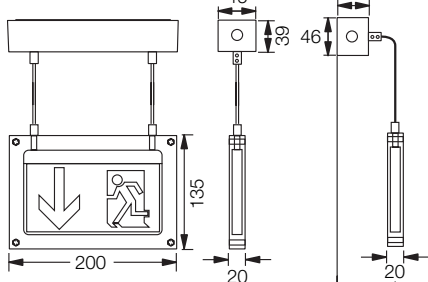
SpiritLED 16 surface mounting
with panel PU/PU acc. DIN 4844



Recessed mounting kit
with wire suspension



Surface mounting kit



Surface mounting kit with wire
suspension

Wall parallel
mounting

Technical data SpiritLED 16

Viewing distance	16 m
Enclosure material	plastics
Voltage range	230/240 V 50/60 Hz, 220 V DC +25/-20 %
Current consumption (mains operation)	22 mA
Current consumption (battery operation)	15 mA
Power consumption	5.0 VA
Output voltage LED supply	28 V DC
Permissible temperature range	-10 °C +40 °C
Lamp	LED module with 18 LED's
Insulation class	I
Degree of protection	IP 41 (recessed ceiling mounting kit IP 30)

Ordering details LED-Panel

Type		Order No.
SpiritLED 16 PL/PR – LED panel with legend PL/PR and LED-module (mounting kit is necessary) acc. DIN 4844		400 71 352 123
SpiritLED 16 PU/PU – LED panel with legend PU/PU and LED-module (mounting kit is necessary) acc. DIN 4844		400 71 352 124
SpiritLED 16 PU/Blind – LED panel with legend PU/Blind and LED-module (mounting kit is necessary) acc. DIN 4844		400 71 352 125
SpiritLED 16 PL/PR-R* 90° – LED panel with legend PL/PR and LED-module (mounting kit is necessary) acc. DIN 4844		400 71 352 240
SpiritLED 16 PL/PR-W* 90° – LED panel with legend PL/PR und LED-module (mounting kit is necessary) acc. DIN 4844		400 71 352 241
SpiritLED 16 PL/PR – LED panel with legend PL/PR and LED-module (mounting kit is necessary)		400 71 352 120
SpiritLED 16 PU/PU – LED panel with legend PU/PU and LED-module (mounting kit is necessary)		400 71 352 121
SpiritLED 16 PU/Blind – LED panel with legend PU/Blind and LED-module (mounting kit is necessary)		400 71 352 122
SpiritLED 16 PL/PR-R* 90° – LED panel with legend PL/PR and LED-module (mounting kit is necessary)		400 71 352 242
SpiritLED 16 PL/PR-W* 90° – LED panel with legend PL/PR and LED-module (mounting kit is necessary)		400 71 352 243

Ordering details mounting kit

Type	Order No.
Recessed mounting kit, with wire suspension, incl. LED-supply	400 71 352 152
Surface mounting kit, incl. LED-supply, aluminium design	400 71 352 072
Surface mounting kit with wire suspension, incl. LED-supply, aluminium design	400 71 352 073

* R = Arrow from mounting wall
W = Arrow to mounting wall

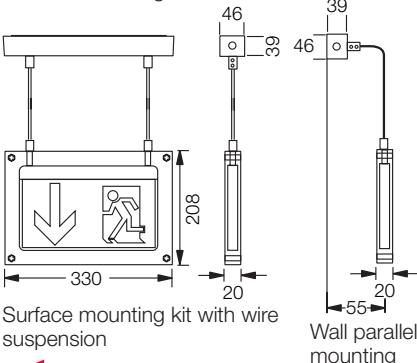
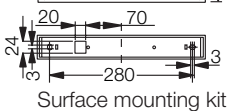
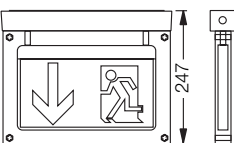
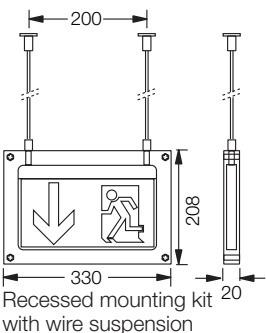
Exit Edge Luminaire SpiritLED 28



SpiritLED 28 wire suspension
with panel PU/PU acc. DIN 4844



SpiritLED 28 surface mounting kit
with panel PL/PR-R 90° acc. DIN 4844



Technical data SpiritLED 28

Viewing distance	28 m
Enclosure material	plastics
Voltage range	230/240 V 50/60 Hz, 220 V DC +25/-20 %
Current consumption (mains operation)	38 mA
Current consumption (battery operation)	27 mA
Power consumption	8.7 VA
Output voltage LED supply	28 V DC
Permissible temperature range	-10 °C +40 °C
Lamp	LED module with 36 LED's
Insulation class	I
Degree of protection	IP 41 (recessed ceiling mounting kit IP 30)

Ordering details LED-Panel

Type		Order No.
SpiritLED 28 PL/PR – LED panel with legend PL/PR and LED-module (mounting kit is necessary) acc. DIN 4844		400 71 352 010
SpiritLED 28 PU/PU – LED panel with legend PU/PU and LED-module (mounting kit is necessary) acc. DIN 4844		400 71 352 011
SpiritLED 28 PU/Blind – LED panel with legend PU/Blind and LED-module (mounting kit is necessary) acc. DIN 4844		400 71 352 012
SpiritLED 28 PL/PR-R* 90° – LED panel with legend PL/PR and LED-module (mounting kit is necessary) acc. DIN 4844		400 71 352 244
SpiritLED 28 PL/PR-W* 90° – LED panel with legend PL/PR and LED-module (mounting kit is necessary) acc. DIN 4844		400 71 352 245
SpiritLED 28 PL/PR – LED panel with legend PL/PR and LED-module (mounting kit is necessary)		400 71 349 455
SpiritLED 28 PU/PU – LED panel with legend PU/PU and LED-module (mounting kit is necessary)		400 71 349 534
SpiritLED 28 PU/Blind – LED panel with legend PU/Blind and LED-module (mounting kit is necessary)		400 71 349 590
SpiritLED 28 PL/PR-R* 90° – LED panel with legend PL/PR and LED-module (mounting kit is necessary)		400 71 352 246
SpiritLED 28 PL/PR-W* 90° – LED panel with legend PL/PR and LED-module (mounting kit is necessary)		400 71 352 247

Ordering details mounting kit

Type	Order No.
Recessed mounting kit, with wire suspension, incl. LED-supply	400 71 352 007
Surface mounting kit, incl. LED-supply, aluminium design	400 71 352 005
Surface mounting kit with wire suspension, incl. LED-supply, aluminium design	400 71 352 006

* R = Arrow from mounting wall
W = Arrow to mounting wall