

Emergency Luminaire STYLE 22011 CG-S, 22011

Technical data

22011 CG-S, 22011

Viewing distance with legend	32 m
Luminous flux Φ_E/Φ_N at the end of rated operating time	75 %
Enclosure material	Polycarbonate
Weight incl. cover	0.80 kg
Enclosure colour	Grey
Type of mounting	Wall and ceiling mounting
Dimensions (mm) (L x H x D)	340 x 197 x 60
Connection terminals	Loop terminals 3 x 2.5 mm ²
Voltage ranges	230 V 50/60 Hz, 220 V DC +25/-20%
Current consumption (220 V battery)	30 mA
Power consumption	16 VA
Permissible temperature range	-10°C to + 40°C
Lamp	8 W/T16, 450 lm
Insulation class	II
Degree of protection	IP 41 (IP 54 kit for electronics and lamp, optional)



22011 CG-S
with clear cover



22011 CG-S
with legend foil PR

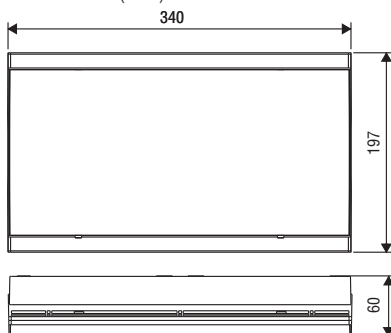
Ordering details

Type	Scope of supply	Order No.
22011 CG-S set acc. DIN 4844	Luminaire enclosure with quick-mounting set and cover, with CEWA GUARD monitoring and 20 digit address switch incl. 3 legend foils PL, PR and PU	4 0071 345 950
22011 set acc. DIN 4844	Luminaire enclosure with quick-mounting set and cover, incl. 3 self-adhesive self-adhesive legend foils PL, PR and PU	4 0071 348 301
22011 CG-S set	Luminaire enclosure with quick-mounting set and cover, with CEWA GUARD monitoring and 20 digit address switch incl. 3 legend foils PL, PR and PU	4 0071 352 701
22011 set	Luminaire enclosure with quick-mounting set and cover, incl. 3 self-adhesive self-adhesive legend foils PL, PR and PU	4 0071 352 700
22011 CG-S	Luminaire enclosure without cover, without quick-mounting set, with CEWA GUARD monitoring and 20 digit address switch	4 0071 348 576
22011	Luminaire enclosure without cover, without quick-mounting set	4 0071 348 577
Cover SL	Clear cover	4 0071 345 985
Opaque cover	Opaque cover	4 0071 345 986
Structured cover	Structured cover	4 0071 348 223
Cover PL acc. DIN 4844	Cover with silk screened legend	4 0071 349 320
Cover PR acc. DIN 4844	Cover with silk screened legend	4 0071 349 321
Cover PU acc. DIN 4844	Cover with silk screened legend	4 0071 349 323
Cover PL	Cover with silk screened legend	4 0071 348 011
Cover PR	Cover with silk screened legend	4 0071 348 012
Cover PU	Cover with silk screened legend	4 0071 348 013
Quick-mounting set	Quick-mounting set with terminals and distance plates	4 0071 345 980

Accessories

Accessories see page 1/20

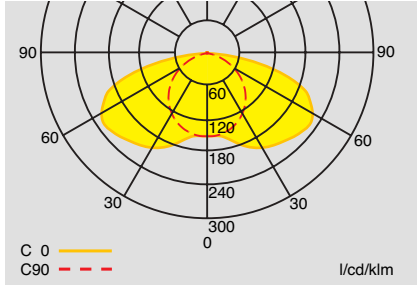
Dimensions (mm)



Emergency Luminaire STYLE 22011 CG-S, 22011

Lighting engineering (with 8 W/T16, 450 lm lamp)

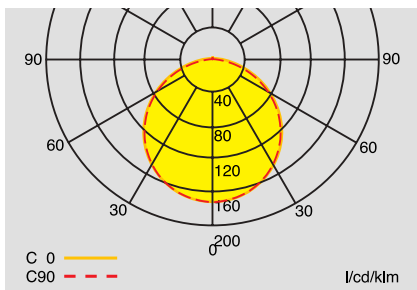
Measuring level: 0.02 m, incl. 25% ageing factor



**Polar curve 22011 CG-S
with clear cover**

Engineering help 22011 CG-S with clear cover for E = 1.25 lx (0.625 lx)

Mounting height (m)	Types of mounting	Mounting distances (m)			
		L1	L2	L3	L4
2.5	Ceiling mounting	3.0 (3.7)	7.4 (9.0)	4.6 (5.9)	11.8 (14.4)
3.0	Escape route centre	3.1 (4.0)	8.0 (9.8)	4.9 (6.3)	12.6 (15.6)
4.0		3.2 (4.4)	8.6 (11.2)	5.0 (6.8)	13.6 (17.4)
5.0		2.9 (4.5)	8.8 (12.0)	4.7 (7.0)	14.0 (18.6)
6.0		2.2 (4.4)	8.6 (12.4)	4.0 (6.9)	13.8 (19.4)
7.0		0.8 (4.0)	7.8 (12.6)	0.9 (6.6)	12.8 (19.8)
2.0	Wall mounting	2.8 (3.3)	6.6 (7.6)	3.3 (4.0)	8.0 (9.6)
2.5		2.8 (3.4)	6.8 (8.0)	3.1 (4.0)	8.0 (9.8)
3.0		2.7 (3.4)	6.8 (8.2)	0.1 (3.8)	7.6 (9.6)
3.0	Ceiling mounting	2.4 (3.4)	8.0 (9.8)	5.5 (6.5)	12.0 (14.8)
4.0	Area illumination	2.4 (4.4)	8.6 (11.0)	5.5 (5.5)	13.8 (17.0)
5.0		2.4 (4.4)	9.2 (12.2)	4.5 (5.5)	14.6 (18.2)
6.0		1.8 (4.4)	9.2 (12.8)	3.6 (5.5)	15.2 (19.4)
7.0		0.7 (3.7)	8.8 (12.8)	0.7 (5.2)	15.2 (21.0)



**Polar curve 22011 CG-S
with opaque cover**

Engineering help 22011 CG-S with opaque cover for E = 1.25 lx (0.625 lx)

Mounting height (m)	Types of mounting	Mounting distances (m)			
		L1	L2	L3	L4
2.5	Ceiling mounting	3.1 (3.9)	7.8 (9.6)	3.1 (4.0)	7.8 (9.8)
3.0	Escape route centre	3.2 (4.2)	8.4 (10.4)	3.3 (4.2)	8.4 (10.6)
4.0		3.3 (4.5)	9.0 (11.6)	3.3 (4.6)	9.0 (11.8)
5.0		3.0 (4.6)	9.2 (12.4)	3.0 (4.7)	9.2 (12.6)
6.0		2.4 (4.5)	9.0 (12.8)	2.4 (4.6)	9.0 (13.0)
7.0		1.1 (4.2)	8.2 (13.0)	1.2 (4.3)	8.2 (13.0)
2.0	Wall mounting	2.0 (2.6)	5.2 (6.4)	2.0 (2.7)	5.4 (6.8)
2.5		1.7 (2.5)	5.0 (6.4)	1.7 (2.5)	5.0 (6.8)
3.0		1.2 (2.3)	4.4 (6.2)	0.9 (2.2)	4.2 (6.4)
3.0	Ceiling mounting	2.4 (3.4)	7.2 (9.0)	3.5 (3.5)	7.4 (8.8)
4.0	Area illumination	2.4 (3.4)	8.2 (10.2)	3.5 (4.5)	8.0 (10.2)
5.0		2.4 (3.4)	8.8 (11.2)	3.5 (4.5)	8.6 (11.0)
6.0		2.0 (3.4)	9.0 (11.8)	2.0 (4.5)	9.0 (11.8)
7.0		0.7 (3.4)	9.2 (12.4)	0.7 (3.5)	9.0 (12.2)

Emergency Luminaire STYLE 22021 CG-S, 22021



22021 CG-S
with legend foil PL

Technical data

22021 CG-S, 22021

Viewing distance with legend	32 m
Luminous flux Φ_E/Φ_N at the end of rated operating time	75 %
Enclosure material	Polycarbonate
Weight incl. cover	1.10 kg
Enclosure colour	Grey
Type of mounting	Ceiling mounting
Dimensions (mm) (L x H x D)	340 x 200 x 118
Connection terminals	Loop terminals 3 x 2.5 mm ²
Voltage ranges	230 V 50/60 Hz, 220 V DC +25/-20%
Current consumption (220 V battery)	30 mA
Power consumption	16 VA
Permissible temperature range	-10°C to + 40°C
Lamp	8 W/T16, 450 Lm
Insulation class	II
Degree of protection	IP 41 (IP 54 kit for electronics and lamp, optional)

Ordering details

Type	Scope of supply	Order No.
22021 CG-S set acc. DIN 4844	Luminaire enclosure with quick-mounting set and cover, with CEWA GUARD monitoring and 20 digit address switch incl. 4 legend foils PL, PR, PU and BL	4 0071 345 951
22021 set acc. DIN 4844	Luminaire enclosure with quick-mounting set and cover, incl. 4 self-adhesive self-adhesive legend foils PL, PR, PU and BL	4 0071 348 302
22021 CG-S set	Luminaire enclosure with quick-mounting set and cover, with CEWA GUARD monitoring and 20 digit address switch incl. 4 legend foils PL, PR, PU and BL	4 0071 352 703
22021 set	Luminaire enclosure with quick-mounting set and cover, incl. 4 self-adhesive self-adhesive legend foils PL, PR, PU and BL	4 0071 352 702
22021 CG-S	Luminaire enclosure without cover, without quick-mounting set with CEWA GUARD monitoring and 20 digit address switch	4 0071 348 578
22021	Luminaire enclosure without cover, without quick-mounting set	4 0071 348 579
Cover SL	Clear cover	4 0071 345 985
Opaque cover	Opaque cover	4 0071 345 986
Structured cover	Structured cover	4 0071 348 223
Cover PL acc. DIN 4844	Cover with silk screened legend	4 0071 349 320
Cover PR acc. DIN 4844	Cover with silk screened legend	4 0071 349 321
Cover PU acc. DIN 4844	Cover with silk screened legend	4 0071 349 323
Cover PL	Cover with silk screened legend	4 0071 348 011
Cover PR	Cover with silk screened legend	4 0071 348 012
Cover PU	Cover with silk screened legend	4 0071 348 013
Quick-mounting set	Quick-mounting set with terminals and distance plates	4 0071 345 980

Accessories

Accessories see page 1/20

Dimensions (mm)

